

Company Guide



TFX TOKYO
FINANCIAL
EXCHANGE

Contents

■ What is TFX?	2	■ Equity Index Daily Futures contracts at TFX	
• About TFX		(1) Listed Products	17
• Financial Derivatives Transactions and Inception of TFX		(2) Brief Outline.....	21
• Milestones at TFX		(3) Features of Click Kabu 365	21
• Engagement of TFX		(4) What does "with Reset Date" mean? - settlement scheme on due date ...	23
• Corporate Mission and Achievement			
• New Initiatives		■ T-CLEAR FX (FX Clearing Futures contracts).....	27
• Corporate Information		• Overview	
• Directors and Statutory Auditors		• Scheme	
• Governance Structure		• Currency Pairs, etc.	
• Financial Highlights			
• Trading Volume Highlights			
• Financial Statements			
■ Interest Rate Futures contracts at TFX		■ Clearing at TFX.....	28
(1) Listed Products	9	• Clearinghouse	
(2) Features of the Trading	10	• Loss Compensation Scheme	
(3) Product Overview	11		
• Three-month TONA Futures		■ Trading Risk at TFX.....	29
• Practical Use of Three-month TONA Futures		• Common Risks Applicable to Both Types of contracts	
• Options on Three-month TONA Futures		• Risks of retail products	
		• Risk of FX Daily Futures Contracts	
		• Risks of Equity Index Daily Futures Contracts	
■ FX Daily Futures contracts at TFX		■ Trading / Clearing Members	31
(1) Listed Products	13		
(2) Trading Hours	14	■ Reference Information.....	33
(3) Non-Trading Day	14	• Guide to app for smartphone "Torihikijo 365"	
(4) Brief Outline.....	14	• Guide to TFX Official Website	
(5) Features of Click 365.....	15		
(6) Features of Click 365 Large	16		

Introduction

This Company Guide is designed to provide the basic information about TFX.

For any questions, comments, or requests for further information, please contact the following.

Tokyo Financial Exchange Inc.

Tekko Building 8th Floor 1-8-2 Marunouchi, Chiyoda-ku, Tokyo 100-0005

General Administration Department

URL : <https://www.tfx.co.jp/en/>

What is TFX ?

About TFX

Tokyo Financial Exchange Inc. (TFX) is a primary financial instruments exchange and clearing house in Japan which offers various products: Three-month Euroyen Futures and Options, FX Daily Futures contracts and Equity Index Daily Futures contracts. TFX was established in April 1989, as a membership organization with the capital provided by major domestic and foreign financial institutions and started the Matching and Clearing Business in June 1989. In April 2004, TFX was demutualized and incorporated. Our company name was changed to the current name, Tokyo Financial Exchange in September 2007.

Financial Derivatives Transactions and Inception of TFX

A futures contract is an agreement to buy or sell the specified asset of a specific volume at the predetermined price on a specific future date.

Due to the series of interest-rate liberalization in Japan since 1980s, great demands of risk-hedge for Yen-based assets took place. To meet such demands, TFX was established in 1989 as a specialized exchange for financial derivative products.

Milestones at TFX

'89	Mar	The Financial Futures Trading Law enforced.
	Apr	Tokyo International Financial Futures Exchange established.
	Jun	Three-month Euroyen Futures exchange trade and clearing business started.
'91	Feb	Fully automated computer trading system started.
	Jul	Options on Three-month Euroyen futures listed.
'96	Apr	SPAN® margin system introduced.
'98	Nov	Segregation of customer funds introduced.
'99	Oct	Give-up and half-tick pricing (for Three-month Euroyen futures and Options) introduced.
'03	Apr	Strategy trades and block trades started.
'04	Apr	TFX demutualization.
'05	Jul	FX Daily Futures contracts "Click 365" listed. (USD/JPY and other three currency pairs)
	Oct	CHF/JPY and other two currency pairs added to FX Daily Futures contracts.
'07	Feb	Trading hours for Three-month Euroyen futures and Options extended.
	Sep	The Financial Instruments and Exchange Law enforced. Company name was changed to Tokyo Financial Exchange.
'08	Oct	ZAR/JPY and other fifteen currency pairs added to FX Daily Futures contracts.
'10	Nov	Equity Index Daily Futures contracts "Click kabu 365" listed. (Nikkei225 and other two indices)
'15	May	TRY/JPY added to FX Daily Futures contracts.
	Nov	FX Daily Futures contracts "Click365LARGE" listed.
'16	Jun	DJIA added to Equity Index Daily Futures contracts.
'17	Oct	MXN/JPY added to FX Daily Futures contracts.
'20	Oct	Equity Index Daily Futures contract with Reset Date listed. (Nikkei225 and other three indices)
'21	May	FX Clearing "T-CLEAR FX" Started.
	Sep	Gold ETF Daily Futures contract with Reset Date and WTI ETF Daily Futures contract with Reset Date added to Equity Index Daily Futures contracts.
'22	Feb	NASDAQ-100 Daily Futures contract with Reset Date added to Equity Index Daily Futures contracts.
'23	Mar	Three-month TONA Futures and Option on Three-month TONA Futures listed.
	Sep	Russell2000, Silver ETF and Platinum ETF Daily Futures contract with Reset Date added to Equity Index Daily Futures contracts.
'24	Sep	Nikkei225 Micro Daily Futures contract with Reset Date added to Equity Index Daily Futures contracts.
'25	Jan	CNH/JPY, HUF/JPY and CZK/JPY added to FX Daily Futures contracts.

Engagement of TFX

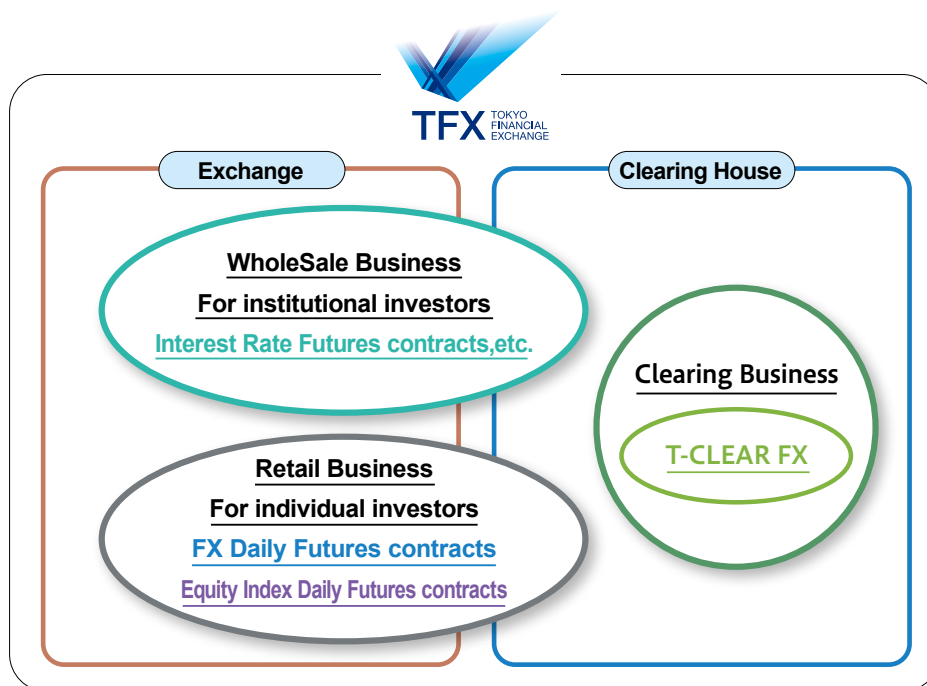
- ① TFX, as a financial instruments exchange, establishes a financial instruments market, provides facilities for the market, publishes market prices, and is engaged in other operations related to the establishment of a financial instruments market.
- ② TFX, as a clearing organization for transactions of financial instruments, is engaged in the financial instruments obligation assumption business associated with market derivatives transactions carried out in the market established by TFX.



Corporate Mission and Achievement

Tokyo Financial Exchange (TFX) contributes to the sound development of the financial markets and the economy of Japan by developing financial instruments markets as public infrastructure related to financial instruments transactions that provide a superior degree of fairness, reliability, and convenience in accordance with the Financial Instruments and Exchange Act.

TFX is a comprehensive financial derivatives exchange listing products covering all major sectors (i.e. [interest rates](#), [foreign exchange](#) and [stocks](#)). In May 2021, TFX started [T-CLEAR FX](#) (FX Clearing Futures contracts) and after September 2021, TFX lists ETF-based products related to commodities such as gold and crude oil.



New Initiatives

As a critical infrastructure of financial markets, TFX is committed to introduce new products and innovate clearing business, which would help financial institutions diversify financial services and conduct efficient financial risk management.

As part of our ongoing efforts to achieve this goal, in June 2024 TFX has established as a new subsidiary corporation, Credit Risk Management Platform Inc. which aims to provide a communication platform to facilitate credit risk transactions including exchange of loan assets between financial institutions. The Company schedules to start offering service in April 2025.

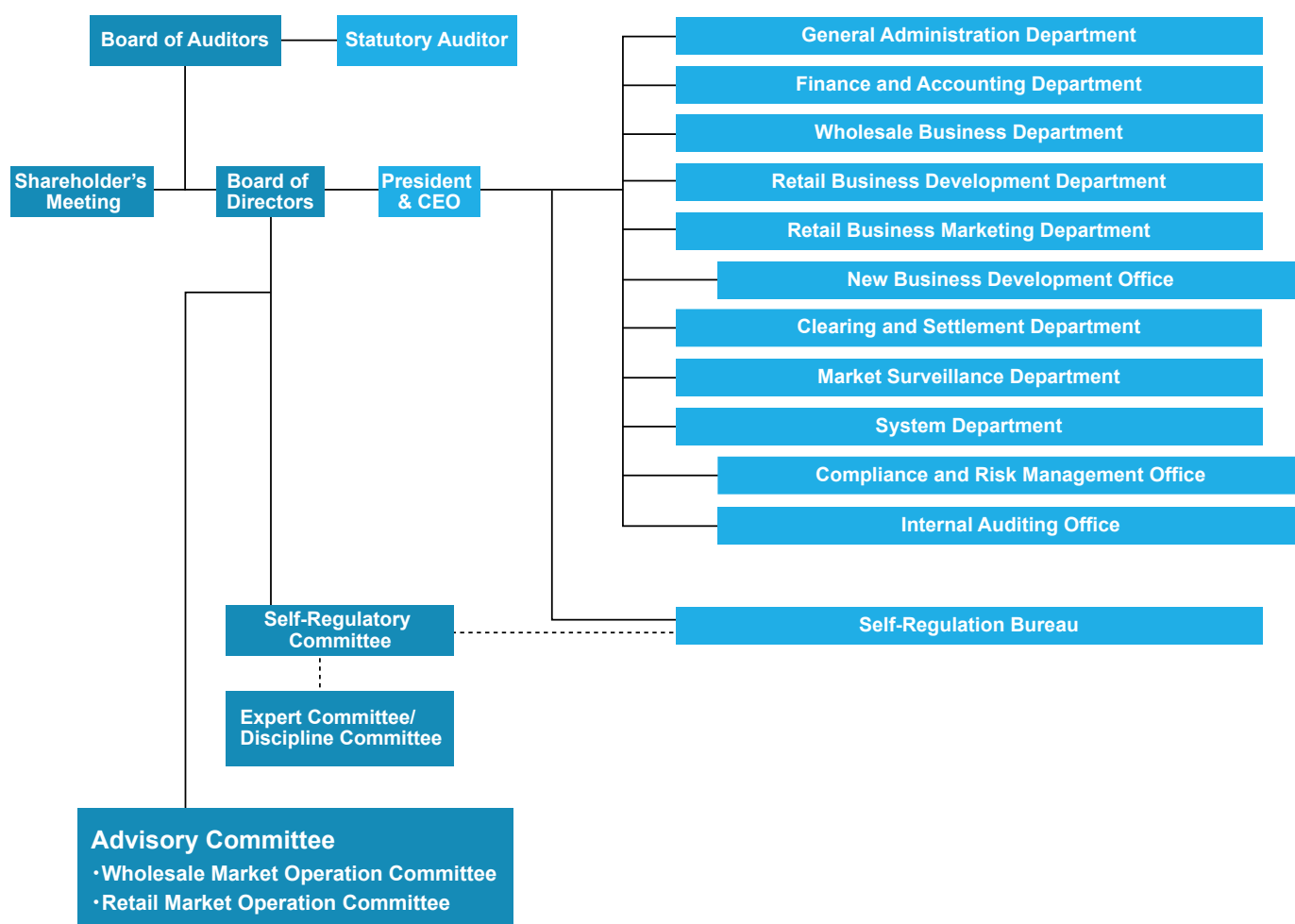
Corporate Information

Company Name	Tokyo Financial Exchange Inc.
Founded	April 25, 1989 (In April 2004, TFX changed from a membership organization to a stock company)
Capital	5,844,650,000 yen
Fiscal Term	From April 1 every year to March 31 of the following year
Number of Employees	70 (As of March 31, 2024)
Number of Shares Issued and Outstanding	862,750
Number of Shareholders	83 (As of March 31, 2024)

Major shareholder

Name	Shares held	Shareholding ratio (%)
MUFG Bank, Ltd.	43,130	4.99
Sumitomo Mitsui Banking Corporation	43,060	4.99
Mitsubishi UFJ Trust and Banking Corporation	41,320	4.78
Mizuho Bank, Ltd.	32,400	3.75
Sumitomo Mitsui Trust Bank, Limited	31,320	3.63
Daiwa Securities Co. Ltd	30,660	3.55
Mizuho Securities Co., Ltd.	26,937	3.12
Goldman Sachs Japan Co., Ltd.	26,320	3.05
The Shinkin Central Bank	20,660	2.39
The Norinchukin Bank	20,660	2.39
Mizuho Trust & Banking Co., Ltd.	20,660	2.39
The Bank of Yokohama, Ltd.	20,660	2.39

Organizational Chart



Directors and Statutory Auditors (As of June 26, 2024)

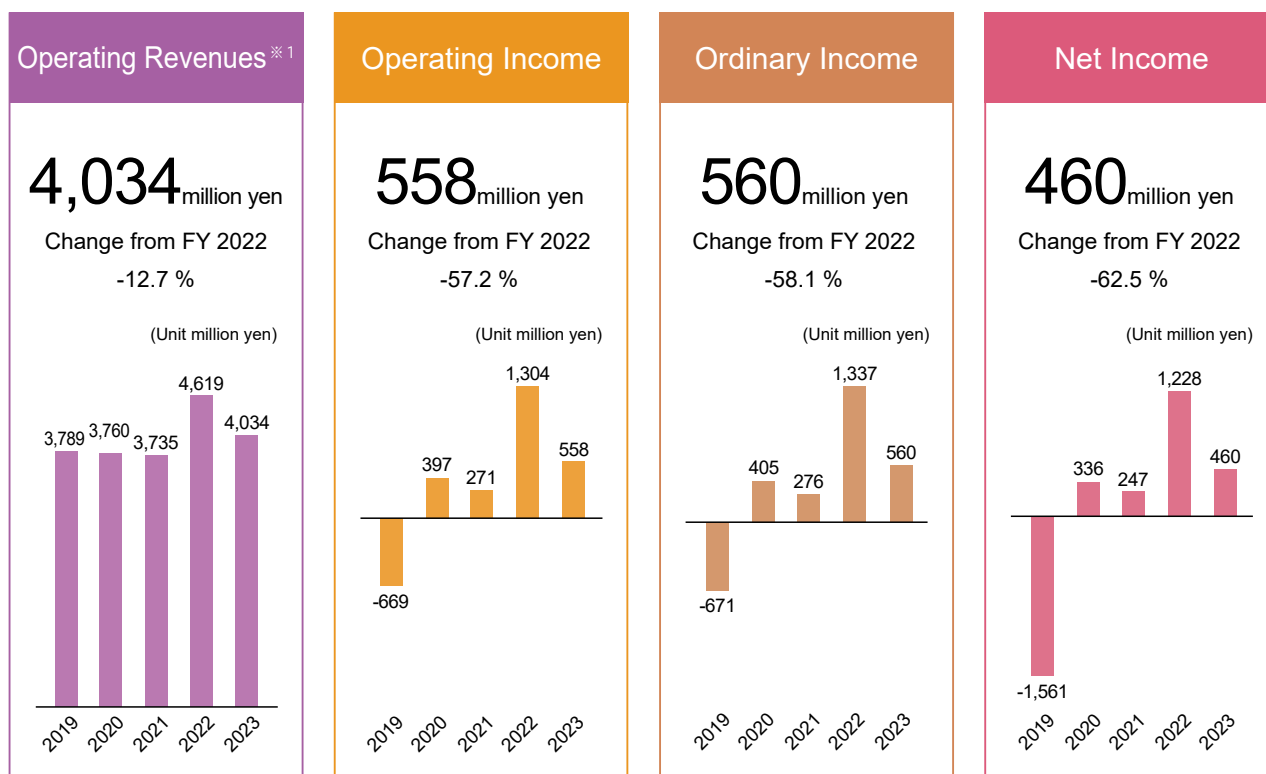
President & CEO	Takuo Hirota	-
Senior Managing Director	Shinichi Yamashita	-
Director (Outside)	Tetsuo Seki	The Shoko Chukin Bank, Ltd. Honorary advisor
Director (Outside)	Junko Hirakawa	City-Yuwa Partners Attorney-at-Law, Partner
Director (Outside)	Yasumasa Nishi	-
Director (Outside)	Hiroshi Kawamoto	Mizuho Bank, Ltd. Managing Executive Officer
Standing Statutory Auditor	Jun Ubukata	-
Statutory Auditor (Outside)	Yukio Ono	Yukio Ono CPA Office Certified Public Accountant
Statutory Auditor (Outside)	Hideaki Sudo	Tokyo Fuji Law Office Attorney-at-Law, Partner

Governance Structure

- ① The Board of Directors makes decisions on important matters regarding fundamental management policy and business activities, and supervises the director's performance of duties.
- ② The Board of Auditors audits the director's performance of duties, and submits an audit report to the shareholders' meeting in accordance with the internal control policy.
- ③ The Nomination and Compensation Committee deliberates on the election and dismissal of officers and remuneration for officers.
- ④ The Self-regulatory Committee makes decisions on self-regulatory operations to ensure the fairness, transparency and credibility of the market, based on delegation from the Board of Directors.

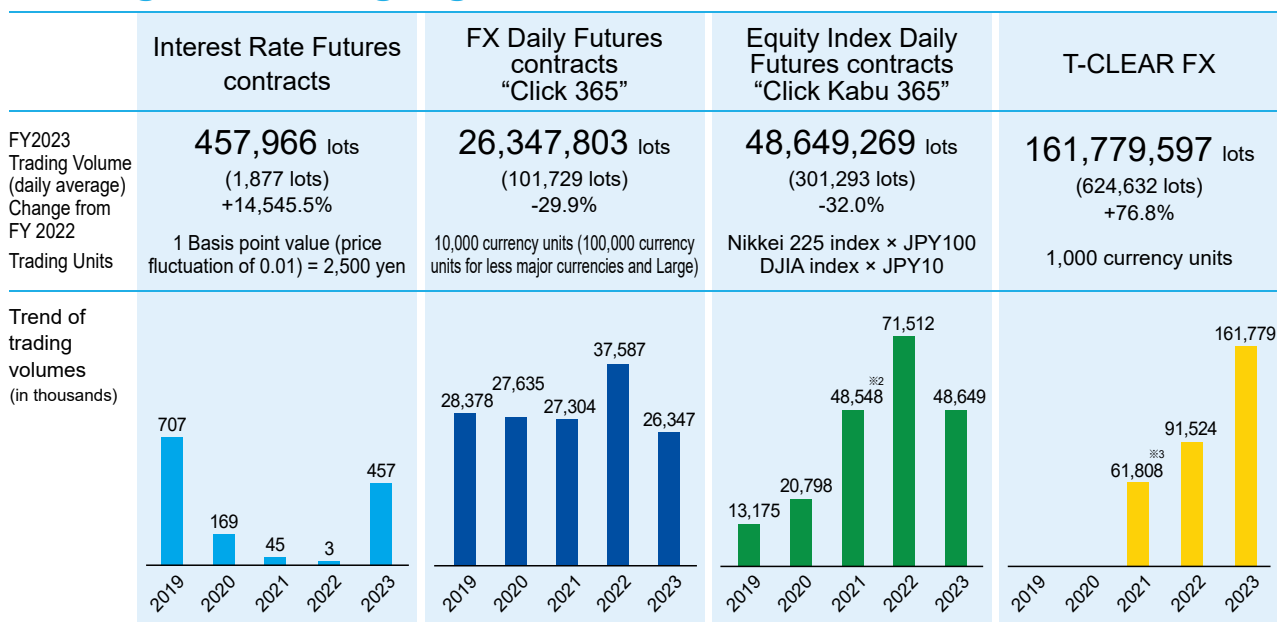
Corporate Organization	Company with a Board of Auditors
Number of Directors	6 Directors (Including 4 Outside Directors)
Number of Statutory Auditors	3 Statutory Auditors (including 2 Outside Statutory Auditors)
Advisory Committee	The Nomination and Compensation Committee, Market Operation Committees
Self-regulatory Committee	3 Directors (including 2 Outside Directors)

Financial Highlights



※1 With the application of "Accounting Standard for Revenue Recognition since FY2020, TFX retroactively revised the operating revenues FY2019.

Trading Volume Highlights



※2 Trading unit of DJIA Daily Futures contract with Reset Date(commencing in October 2020) and NASDAQ-100 Daily Futures contract with Reset Date(commencing in February 2022) respectively is one tenth of that of standard peer products of Equity Index Daily Futures contracts. For the purpose of setting a baseline of comparison by adjusting the trading volume of these two products diminishing to one tenth respectively, annual trading volume of the whole Equity Index Daily Futures contracts would be converted to 14,631 thousand for FY2020, 15,790 thousand for FY2021, 18,300 thousand for FY2022 and 24,365 thousand for FY2023(increasing by 33.1% from a year earlier).

※3 T-CLEAR FX commenced trading on May 17, 2021.

Trading volumes of all products ^{※4}(Annual total) **237,234,635** lots Year-on-year **+18.2%** (Daily average 1,029,531 lots)

※4 The whole trading volume at TFX for FY2022 adopting the conversion demonstrated in ※2 and excluding the volume of T-CLEAR FX is 51,171,000 (increasing by -8.4% from a year earlier).

Financial Statements

[Income Statement (Summary)]

(in million yen, rounded off to millions)

Account Titles	FY 2022 From 4/1/2022 to 3/31/2023	FY 2023 From 4/1/2023 to 3/31/2024
Operating Revenues	4,619	4,034
Fixed amount exchange fees	134	132
Per-contract exchange fees	3,985	3,388
Income related to system equipment	170	182
Other exchange fees	17	19
Member registration fees and others	11	12
Income from information services	264	273
Income from management of specified funds	34	26
Operating Expenses	3,315	3,476
Selling, general and administrative expenses	3,315	3,476
Operating Income	1,304	558
Non-operating Revenues	34	6
Non-operating Expenses	1	3
Ordinary Income	1,337	560
Income before income taxes	1,337	560
Income taxes - current	170	46
Income Taxes - deferred	△61	53
Net Income	1,228	460

[Balance Sheet (Summary)]

(in million yen, rounded off to millions)


Account Titles	FY 2022 As of 3/31/2023	FY 2023 As of 3/31/2024	Account Titles	FY 2022 As of 3/31/2023	FY 2023 As of 3/31/2024
(Assets)			(Liabilities)		
Current Assets	21,463	21,701	Current Liabilities	1,177	879
Cash and bank deposits	10,941	11,461	Accounts payable - trade	782	641
Accounts receivable - trade	852	576	Income taxes payable	203	62
Securities	9,600	9,600	Consumption taxes payable	70	49
Accounts receivable - other	10	10	Others	121	126
Prepaid expenses	59	53	Non-current Liabilities	549,423	594,864
Others	0	0	Deposits received from members	548,680	594,180
Non-current Assets	550,262	595,369	Others	742	684
Tangible fixed assets	234	188	Total Liabilities	550,600	595,744
Buildings	3	2	(Net Assets)		
Furniture and equipment	230	174	Shareholders' Equity	21,125	21,327
construction in progress	-	11	Common stock	5,844	5,844
Intangible fixed assets	1,105	858	Capital surplus	6,045	6,045
Software	1,105	857	Retained earnings	9,234	9,436
Others	0	1	Default compensation reserve	3,200	3,200
Investment and other assets	240	141	Retained earnings brought forward	6,034	6,236
Assets held for guarantee from members	548,680	594,180	Total Net Assets	21,125	21,327
Total Assets	571,725	617,071	Total Liabilities and Net Assets	571,725	617,071

[Statement of Changes in Net Assets Fiscal Year 2023 (From April 1, 2023 to March 31, 2024)]

(in million yen, rounded off to millions)

	Shareholders' Equity									Total Net Assets
	Common stock	Capital surplus		Retained earnings					Total shareholders' equity	
		Capital reserve	Total capital surplus	Other retained earnings				Total retained earnings		
				Default compensation reserve for Interest Rate Futures contracts	Default compensation reserve for Daily Futures contracts	Default compensation reserve for FX Clearing Futures contracts	Retained earnings brought forward			
Balance as of April 1, 2023	5,844	6,045	6,045	200	2,200	800	6,034	9,234	21,125	21,125
Changes during the term										
Dividend paid	-	-	-	-	-	-	△258	△258	△258	△258
Default compensation reserve withdrawn	-	-	-	-	△200	200	-	-	-	-
Net Income	-	-	-	-	-	-	460	460	460	460
The amount changed during this term except shareholders' Equity Item	-	-	-	-	-	-	-	-	-	-
Total amount changed during the term	-	-	-	-	△200	200	201	201	201	201
Balance as of March 31, 2024	5,844	6,045	6,045	200	2,000	1,000	6,236	9,436	21,327	21,327

MEMO



Interest Rate Futures contracts at TFX

(1) Listed Products

	Three-month TONA Futures※1		Options on Three-month TONA Futures
Underlying asset	Compounded daily TONA during a period of 3 months from the contract month	Underlying asset	Three-month TONA Futures
Trading unit	1 Basis point value (price fluctuation of 0.01) = 2,500 yen	Trading unit	One trading unit of Three-month TONA Futures
Price quotation	100 minus rate of interest	Price quotation	Quoted in Three-month TONA Futures points (0.001)
Tick Size	0.001 (0.001%)	Tick Size	0.001
Tick Value	250 yen	Tick Value	250 yen
		Strike price intervals	0.125
Contract months	Nearest 20 Quarterly Months (3,6,9,12) = 5 years	Contract months	Nearest 5 Quarterly Months (3,6,9,12)
Last trading day	3rd Wednesday of the calendar month following each contract month by 3 months	Last trading day	Same as respective underlying futures contract
Final settlement day	The first business day following the last trading day	Final settlement day	The first business day following the last trading day
Final settlement	Cash settlement	Exercise style	American type
Final settlement price	The financial index indicated as 100 minus the figure of an interest rate per annum as compounded daily Uncollateralized Overnight Call Rate (TONA) interest during the "Reference Quarter※2"; TONA shall be published by the Bank of Japan (BOJ) .		
Trading hours (JST)	8:30 - 8:45 Pre-open period (Order entry without execution)	Trading hours (JST)	8:30 - 8:45 Pre-open period
	8:45 - 11:30 Day session (Cleared as today's trade)		8:45 - 11:30 Day session
	11:30 - 12:30 Restricted period (Cancel and volume cutback only)		11:30 - 12:30 Restricted period
	12:30 - 15:30 Day session (Cleared as today's trade)		12:30 - 15:30 Day session
	15:30 - 20:00 Evening session (Cleared as the next day's trade)		15:30 - 20:00 Evening session
Trading hours for the contract on its last trading day (JST)	8:30 - 8:45 Pre-open period	Trading hours for the contract on its last trading day (JST)	8:30 - 8:45 Pre-open period
	8:45 - 9:30 Day session		8:45 - 9:30 Day session

※1 TONA stands for Tokyo OverNight Average rate

※2 "Reference Quarter" shall be, for a given contract month, the interval that ends on (but excluding) the third Wednesday of the calendar month in which the last trading day falls ("delivery month") and begins on (and including) the third Wednesday of the calendar month preceding the delivery month by three months.

(2) Features of the Trading

Trading Member	Trading Member is an enterprise who participates in the TFX market directly. In order to ensure fair and efficient financial futures transactions at the TFX market, Trading Members are required to meet financial and other membership criteria prescribed by TFX and maintain proper credit capability. Trading Members cover a broad range of financial sectors such as banks, securities companies, credit associations, futures brokers, foreign financial institutions, representing the openness of the TFX market.
High liquidity	All TFX products have the standardized terms in respect of trading unit, settlement date and price indication method, etc. Such standardization facilitates participation by many investors in the TFX market and produces high liquidity at the TFX market. ※Liquidity may be low for some contracts and products.
Fair market price	The prices of all contracts executed at the TFX market are determined and made public in a fair, equitable and efficient manner. Orders are matched on the basis of the principle of “price and time priority”. Not only Trading Members but also non-member investors can access the real-time market data, including market depths, through information service vendors.
Clearing service	TFX acts as a counter party to each contract as a clearinghouse and undertakes clearing of all trades at the TFX market, which ensure settlement of all such trades. In this way, market participants are shielded from exposure to counter party risk.
Margin system	Margin system requires market participants to deposit cash or cash equivalents as collateral securities with the exchange, aiming to secure trading performance. Each Trading Members' position is revaluated based on the daily settlement price (mark-to-market). If the margin amount then deposited by the Trading Member becomes insufficient as a result of mark-to-market, an additional margin must be deposited (the margin system). These procedures prevent accumulation of losses.
Customers protection	Under the segregation scheme, each Trading Member must segregate its customer's margin from the Trading Members' own margin and deposit them with TFX. Similarly, TFX segregates each Trading Members' margin and its respective customer's margin and manages them separately.
Trading System	TFX's trading system has a great flexibility and scalability, allowing Trading Members to access the TFX market in diverse ways. With its sophisticated functionalities, Trading Members are able to trade on the TFX market for their various needs.

(3) Product Overview

Three-month TONA Futures

A “Three-month TONA Futures” is a market derivatives transaction, which quotes the financial index indicated as 100 minus the figure of an interest rate per annum as compounded daily Uncollateralized Overnight Call Rate (TONA) interest during the “Reference Quarter”; TONA shall be published by the Bank of Japan (BOJ) .

“Reference Quarter” shall be, for a given contract month, the interval that ends on (but excluding) the third Wednesday of the calendar month in which the last trading day falls (“delivery month”) and begins on (and including) the third Wednesday of the calendar month preceding the delivery month by three months; provided however, that if the third Wednesday of the delivery month is a Japanese bank holiday, the interval ends on (but excluding) the immediate following Japanese bank business day and if the third Wednesday of the third calendar month preceding the delivery month is a Japanese bank holiday, it begins on (and including) immediately following Japanese bank business day.

“TONA” shall be the interest rate of Uncollateralized Overnight Call Rate for a business day expressed as “average” in percentage and published by BOJ on the following business day as the final result.

In calculating compounded interest, for any holiday belonging to the Reference Quarter, the TONA for the immediately preceding business day shall be applied to each holiday as simple interest rate (not compounded one).

“the figure of an interest rate per annum” is a percentage value of the compounded daily interest divided by the number of calendar days included in the Reference Quarter and multiplying by 365 (round off to the third decimal place)

The price for Three-month TONA Futures is structured as below:

$$100 - \text{Interest rate (\%)}$$

Therefore the following correlation is found between an interest rate and a futures price:

TONA Futures price fall	=	Interest rate rise	=	Bond price fall
TONA Futures price rise	=	Interest rate fall	=	Bond price rise

Example When an interest rate of TONA Three-month is 1.200%,
its price will be displayed as: $100 - 1.200 = 98.800$

Practical Use of Three-month TONA Futures

As an Indicator of a Future Interest Rate

A price of Three-month TONA Futures can be used to estimate a trend of the interest rate.

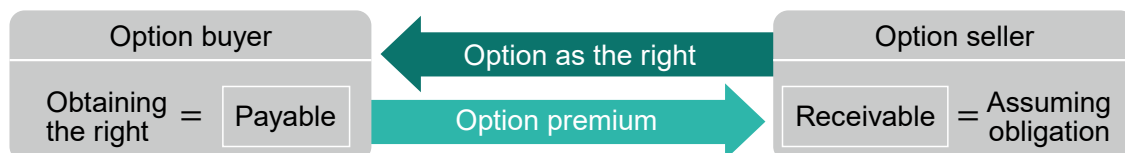
Example JUN 20XX Three-month TONA Futures price 99.645 ► $100 - 99.645 = 0.355\%$
SEP 20XX Three-month TONA Futures price 99.630 ► $100 - 99.630 = 0.370\%$
DEC 20XX Three-month TONA Futures price 99.615 ► $100 - 99.615 = 0.385\%$

In this case, it is expected that short-term interest rates will rise gradually for the next few months.

Options on Three-month TONA Futures

Options on Three-month TONA Futures are the right to enable the Option buyer to buy or sell a certain volume of Three-month TONA Futures contracts at a predetermined price (the “strike price”).

Structure of option trading



The option buyer obtains the right by paying option premium to the option seller, and in consideration of the option premium, the option seller assumes the obligation to let the option buyer exercise the right (“exercise” or “option exercise”). In option trades, the option premium is dealt. The option price is influenced by the futures price of underlying assets and other factors.

Calculation of option premium

$$\text{JPY250} \times (\text{option price}/0.001) \times \text{contract volume}$$

Option Types

There are two types of option products, i.e., put options and call options.

Put : Options that give a buyer the right to sell TONA Futures at a strike price.

Call : Options that give a buyer the right to buy TONA Futures at a strike price.

Option	Put option	Buyer	Entitled to exercise the right to sell at a strike price
		Seller	Obligated to buy at a strike price
	Call option	Buyer	Entitled to exercise the right to buy at a strike price
		Seller	Obligated to sell at a strike price

Options products provided by TFX are of American type, giving an option buyer the right to exercise anytime prior to the expiry date. An option buyer may close the option trade by reselling a position in the market, instead of option exercise, and an option seller may close the position trade by covering a position. The buyer’s right will be exercised automatically at the expiry date if the option exercise would produce a profit (In The Money) on the expiry date. On the other hand, the buyer’s right will be extinguished automatically at the expiry date if the option exercise would produce no profit (At The Money/Out of The Money) on the expiry date.

FX Daily Futures contracts at TFX

(1) Listed Products

Currency pair	Yen Pairs US Dollar, Euro, British Pound, Australian Dollar, Swiss Franc, Canadian Dollar, New Zealand Dollar, South Africa Rand, Norwegian Krone, Swedish Krona, Hong Kong Dollar, Polish Zloty, Turkish Lira, Mexican Peso, Offshore Chinese Yuan, Hungarian Forint, Czech Koruna, US Dollar(Large), Euro(Large), British Pound(Large), Australian Dollar(Large)					
	Cross Currency pairs Euro/US Dollar, British Pound/US Dollar, Australian Dollar/US Dollar, New Zealand Dollar/US Dollar, US Dollar/Canadian Dollar, British Pound/Swiss Franc, US Dollar/Swiss Franc, Euro/Swiss Franc, Euro/Australian Dollar, British Pound/Australian Dollar, Euro/British Pound, Euro/US Dollar(Large)					
Trading Unit	Yen Pairs US Dollar, Euro, British Pound, Australian Dollar, Swiss Franc, Canadian Dollar, New Zealand Dollar, Turkish Lira, Polish Zloty, Offshore Chinese Yuan		Cross Currency pairs Except Euro / US Dollar(Large)	Yen Pairs South Africa Rand, Norwegian Krone, Swedish Krona, Hong Kong Dollar, Mexican Peso, Hungarian Forint, Czech Koruna, US Dollar(Large), Euro(Large), British Pound (Large), Australian Dollar (Large)	Cross Currency pairs Euro/ US Dollar(Large)	
	10,000 currency units			100,000 currency units		
Price Quotation	Yen Pairs			Cross Currency Pairs		
	Yen equivalent to 1 currency			Term currency equivalent to 1 base currency		
Tick Size	Yen Pairs US Dollar, Euro, Australian Dollar, South Africa Rand, Norwegian Krone, Swedish Krona, Hong Kong Dollar, Mexican Peso, Czech Koruna		Yen Pairs British Pound, Swiss Franc, Canadian Dollar, New Zealand Dollar, Turkish Lira, Polish Zloty	Yen Pairs Offshore Chinese Yuan, Hungarian Forint, US Dollar(Large), Euro(Large), British Pound (Large), Australian Dollar (Large)	Cross Currency pairs	
	0.005		0.01	0.001	0.0001	
Tick Value	Yen Pairs Offshore Chinese Yuan	Yen Pairs US Dollar, Euro, Australian Dollar	Yen Pairs British Pound, Swiss Franc, Canadian Dollar, New Zealand Dollar, Turkish Lira, Polish Zloty, Hungarian Forint, Large currency, pairs	Yen Pairs South Africa Rand, Hong Kong Dollar, Norwegian Krone, Swedish Krona, Mexican Peso, Czech Koruna	Cross Currency pairs Except Euro / US Dollar (Large)	Cross Currency pairs Euro/ US Dollar (Large)
	¥10	¥50	¥100	¥500	1 term currency	\$10
Settlement	Cash Settlement					
Swap Point	Single Price (¥ denominated)					

(2) Trading Hours

(1) Yen Currency Pairs

Days of Week	<Non-period of summer time in New York>		<The period of summer time in New York>	
	Open	Closing	Open	Closing
Monday	7:10AM	Next day 6:55AM	7:10AM	Next day 5:55AM
Tuesday-Thursday	7:55AM		6:55AM	
Friday		Next day 6:00AM		

(2) Cross Currency Pairs

Days of Week	<Non-period of summer time in New York>		<The period of summer time in New York>	
	Open	Closing	Open	Closing
Monday	7:10AM	Next day 6:25AM	7:10AM	Next day 5:25AM
Tuesday-Thursday	7:55AM		6:55AM	
Friday		Next day 5:30AM		Next day 4:30AM

※There will be a 10 minute Pre-Open period prior to the commencement of each session except a 1 hour Pre-Open period for Yen Currency Pairs and Cross Currency Pairs on the first trading day of every week.

During Pre-Open, order submission is permitted yet no trades take place.

※Any change in trading hours will be announced in advance on TFX FX Daily Futures contracts Website.

(3) Non-Trading Day

Saturday, Sunday, New Year's day and January 2 when New Year's day falls on Sunday.

※The Exchange may designate an ad hoc holiday for FX Daily Futures contracts when the Exchange deems necessary to do so.

(4) Brief Outline

We can see TV report about foreign exchange transactions on a routine basis. Professionals of foreign exchange dealers at banks or security firms are main players dealing with such transactions in the inter-bank market. The transactions happen in the global inter-bank market including Tokyo, Europe and USA beyond the time-zone difference and around the clock.

The FX Daily Futures contracts in TFX bases the above inter-bank foreign exchange transaction. TFX introduced the contract to allow end-users such as individual investors to make transactions in fair and transparent manner. It allows larger amount of business than deposited margin (so called "leverage effect"). Therefore, investment efficiency is higher compared with foreign currency deposit.

(5) Features of Click 365

1 Competitive and transparent bid and offer prices are offered by Market Maker scheme

TFX provides the most competitive price for investors among prices offered by leading financial institutions called Market Makers. Not only prices but also information on tradable volume is made available to investors, which allows for transparent trading.^{※1}

(Ex1.) Offered prices by Market makers

Market maker	Bid	Offer	Spread
A	140.455 (1,200)	140.490 (1,100)	0.035yen
B	140.450 (1,700)	140.490 (1,100)	0.030yen
E	140.460 (1,100)	140.495 (1,100)	0.035yen
F	140.460 (600)	140.500 (1,100)	0.040yen

Offered Price in Click 365

Bid	Offer	Spread
140.460 (1,700)	140.490 (2,200)	0.030yen

2 Swap points are fixed to be a single price, regardless of receipt and payment

Swap points are fixed to be a single price, thereby making it impossible for TFX or Trading Members to retain a profit margin from swap points.

3 Provided by the Trading Members who meet high standard of the necessary qualifications

TFX sets high standard of the necessary qualifications for Trading Members as well as criteria under Financial Instruments and Exchange Act, etc.

	TFX rules	FIEA, etc.
Paid-in-Capital	Over ¥300,000,000	Over ¥50,000,000
Net asset value	Over ¥2,000,000,000	—
Capital-to-Risk Ratio	Over 200%	Over 120%

4 Margin deposit is protected by the Exchange in segregated account

Trading Members are obliged to deposit all amount of the customer margins to TFX. If Trading Members should go bankrupt, all customer margins deposited to TFX would be returned to investors in principle.

5 No rejection of trade or slippage

Orders are executed promptly as long as the volumes Market Makers provide. There is no worry about rejection and unnatural slippage.^{※2}

6 Reliable FX product listed on the public exchange market

TFX is a financial instruments exchange licensed to establish a financial instruments exchange market under the FIEA. Click 365 is a reliable FX Daily Futures contracts which has features of protection of customer margin and transparent pricing system.

※1 Not all Market Makers offer price for whole currency pairs.

※2 Before a market order reaches to the exchange, if the market price fluctuates and the order is over a price limit which investors set, the order shall not be executed. In case an order exceeds the volumes Market Makers offer, The order might be partly executed.

7 Income tax treatment for trading in TFX

After the tax system revision in the fiscal year 2005, trading in TFX have the income tax treatment of “separate self-assessment taxation”, “carry over of loss relief over three years” and “aggregation of profit and loss for security futures and commodity futures”.

※The tax system is subject to change over time.

(6) Features of Click 365 Large

Click 365 Large launched on November 30, 2015 to meet the trading needs of large volume investors at home and abroad, as well as investors who are focused on tight spreads.

- 1 The contract size will be 10 times larger than Click 365.
- 2 Minimum tick size is 0.1 pip (except for EUR-USD pair), finer than the one of Click 365 (0.5 pip), it is expected that investors will be able to trade the contracts in a more precise manner, reflecting their market views.
- 3 Large unit orders can be executed (high execution capability as with Click 365).
- 4 5 major currency pairs (USD-JPY, EUR-JPY, GBP-JPY, AUD-JPY and EUR-USD).

Equity Index Daily Futures contracts at TFX

(1) Listed Products

Listed Product	Nikkei225 Daily Futures contract with Reset Date Nikkei225 Micro Daily Futures contract with Reset Date DJIA Daily Futures contract with Reset Date NASDAQ-100 Daily Futures contract with Reset Date Russell2000 Daily Futures contract with Reset Date DAX® Daily Futures contract with Reset Date FTSE100 Daily Futures contract with Reset Date Gold ETF Daily Futures contract with Reset Date Silver ETF Daily Futures contract with Reset Date Platinum ETF Daily Futures contract with Reset Date WTI ETF Daily Futures contract with Reset Date
-----------------------	--

Listed Product	Nikkei225 Daily Futures contract with Reset Date		Nikkei225 Micro Daily Futures contract with Reset Date
Trading Units	Index × 100		Index × 10
Tick Sizes	1 yen (100yen)		0.1 yen (1yen)
Price Quotation	Yen equivalent to 1 contract		
Trading Hours		Opening	Closing
	Standard Time/NY,U.S.A.	8:30AM	Next day 6:00AM*
	Summer Time/NY,U.S.A.		Next day 5:00AM
Non-Trading Day	Saturday, Sunday, New Year’s Day and January 2 When New Year’s Day falls on Sunday		
First Trading Day	The trading day immediately following the Second Friday of September (Monday in principle)		
Last Trading Day	The trading day immediately preceding Reset Date		
Reset Date	The second Friday of December of the following year of the contract commencement		
Reset Price	Reset Price is the final settlement price by which outstanding position held unsettled on the Reset Date is settled.		
	Nikkei225: The final settlement price of exchange-traded future of the equivalent underlying (December contract of the year Reset is made) rounded to the nearest whole number* ※Nikkei225 Micro rounded to the first decimal place		
Interest	Nikkei225: Settlement Price ×100※ ×Japanese Yen Interest Rate × Days / 365 ※Nikkei225 Micro : 10		
	Buyer pays / Seller receives		
Dividend	Buyer receives / Seller pays		
Settlement	Cash Settlement(¥) Outstanding position not offset by the last trading day will be settled at “Reset Price”		

- There will be a 10 minute Pre-Open period prior to the commencement of opening session, except for Pre-Open period on the first trading day of every week when 30 minutes are set aside for Pre-Open period prior to the commencement of opening session.(During Pre-Open period, only order submission is permitted, but order matching is not.)
- Summer time/NY,U.S.A. refers to the period of time from the second Sunday of March to the First Sunday of November.
- Trading hours are subject to change according to market holidays, etc. Any change in trading hours will be announced in advance on TFX Website.
- Nikkei Stock Average(Nikkei 225)
- Nasdaq-100®
- DAX® is a registered trademark of Qontigo Index GmbH, part of Deutsche Börse Group.

*Last trading day (Nikkei 225 only with the latest expiration date) : The same day 3:25PM

Listed Product	DJIA Daily Futures contract with Reset Date	NASDAQ-100 Daily Futures contract with Reset Date	Russell2000 Daily Futures contract with Reset Date
Trading Units	Index × 10 yen		Index × 100 yen
Tick Sizes	1 point (10yen)		0.1 point (10yen)
Price Quotation	Yen equivalent to 1 contract		
Trading Hours		Opening	Closing
	Standard Time/NY,U.S.A.	8:30AM	Next day 6:00AM
	Summer Time/NY,U.S.A.		Next day 5:00AM
Non-Trading Day	1. Saturday, Sunday, and holidays of US DJIA Futures market	1. Saturday, Sunday, and holidays of US Nasdaq-100 Futures market	1. Saturday, Sunday, and holidays of US Russell2000 Futures market
	2. Day(s) which falls on between Last Trading Day and Reset Date. (Only applicable to contracts held unsettled till the end of Last Trading Day.)		
First Trading Day	The trading day immediately following the Second Friday of September (Monday in principle)		
Last Trading Day	The trading day immediately preceding the Third Friday of December of the following year of the contract commencement		
Reset Date	The trading day immediately following the Third Friday of December of the following year of the contract commencement		
Reset Price	Reset Price is the final settlement price by which outstanding position held unsettled on the Reset Date is settled.		
	The final settlement price of exchange-traded future of the equivalent underlying (December contract of the year Reset is made) rounded to the nearest whole number ※Russell2000 rounded to the first decimal place		
Interest	$\text{Settlement Price} \times 10 \times \text{Foreign Currency Interest Rate} \times \text{Days} / 365$		$\text{Settlement Price} \times 100 \times \text{Foreign Currency Interest Rate} \times \text{Days} / 365$
	Buyer pays / Seller receives		
Dividend	Buyer receives / Seller pays		
Settlement	Cash Settlement(¥) Outstanding position not offset by the last trading day will be settled at "Reset Price"		

- There will be a 10 minute Pre-Open period prior to the commencement of opening session, except for Pre-Open period on Monday when 30 minutes are set aside for Pre-Open period prior to the commencement of opening session.(During Pre-Open period, only order submission is permitted, but order matching is not.)
- Summer time/NY,U.S.A. refers to the period of time from the second Sunday of March to the First Sunday of November.
- Trading hours are subject to change according to market holidays, etc. Any change in trading hours will be announced in advance on TFX Website.

Listed Product	DAX® Daily Futures contract with Reset Date		FTSE100 Daily Futures contract with Reset Date
Trading Units	Index × 100 yen		
Tick Sizes	1 point (100yen)		
Price Quotation	Yen equivalent to 1 contract		
Trading Hours		Opening	Closing
	Standard Time/NY,U.S.A.& Standard Time/Europe	DAX® 4:00PM FTSE 5:00PM	Next day 6:00AM
	Summer Time/NY,U.S.A. & Standard Time/Europe		Next day 5:00AM
	Summer Time/NY,U.S.A. & Summer Time/Europe	DAX® 3:00PM FTSE 4:00PM	
Non-Trading Day	1. Saturday, Sunday, and holidays of the exchanges that list stocks comprising the indexes of each contract 2. Day(s) which falls on between Last Trading Day and Reset Date. (Only applicable to contracts held unsettled till the end of Last Trading Day.)		
First Trading Day	The trading day immediately following the Second Friday of September (Monday in principle)		
Last Trading Day	The trading day immediately preceding the Third Friday of December of the following year of the contract commencement		
Reset Date	The trading day immediately following the Third Friday of December of the following year of the contract commencement		
Reset Price	Reset Price is the final settlement price by which outstanding position held unsettled on the Reset Date is settled.		
	The final settlement price of exchange-traded future of the equivalent underlying (December contract of the year Reset is made) rounded to the nearest whole number		
Interest	Settlement Price ×100 ×Foreign Currency Interest Rate × Days / 365		
	Buyer pays / Seller receives		
Dividend	None	Buyer receives / Seller pays	
Settlement	Cash Settlement(¥) Outstanding position not offset by the last trading day will be settled at “Reset Price”		

- There will be a 10 minute Pre-Open period Prior to the commencement of opening session. (During Pre-Open period, only order submission is permitted, but order matching is not.)
- Summer time/NY,U.S.A. refers to the period of time from the second Sunday of March to the First Sunday of November.
- Summer Time/Europe refers to the period of time from the last Sunday of March to the last Sunday of October.
- Trading hours are subject to change according to market holidays, etc. Any change in trading hours will be announced in advance on TFX Website.

Listed Product	Gold ETF Daily Futures contract with Reset Date	Silver ETF Daily Futures contract with Reset Date	Platinum ETF Daily Futures contract with Reset Date	WTI ETF Daily Futures contract with Reset Date
Trading Units	ETF price × 100 yen			
Tick Sizes	1 Point (100yen)	0.1 Point (10yen)	1 Point (100yen)	
Price Quotation	Yen equivalent to 1 contract			
Trading Hours		Opening		Closing
	Standard Time/NY,U.S.A.	9:00AM		Next day 6:00AM
	Summer Time/NY,U.S.A.			Next day 5:00AM
Non-Trading Day	1. Saturday, Sunday			
	2. Exchange holiday of the major US gold futures market	2. Exchange holiday of the major US Silver futures market	2. Exchange holiday of the major US Platinum futures market	2. Exchange holiday of the major US WTI Crude Oil futures market
	3. Day(s) which falls on between Last Trading Day and Reset Date. (Only applicable to contracts held unsettled till the end of Last Trading Day.)			
First Trading Day	The trading day immediately following the Second Friday of September (Monday in principle)			
Last Trading Day	The trading day immediately preceding the Third Friday of December of the following year of the contract commencement			
Reset Date	The trading day immediately following the Third Friday of December of the following year of the contract commencement			
Reset Price	Reset Price is the final settlement price by which outstanding position held unsettled on the Reset Date is settled.			
	Net Asset Value (per Unit of the ETF of the equivalent underlying (round decimals to the nearest whole number)) of the third Friday of December ※Silver ETF rounded (off) to the first decimal place			
Interest	Settlement Price ×100 ×JBA Japanese Yen TIBOR 12Month × Days / 365			
	Buyer pays / Seller receives			
Dividend	None			
Settlement	Cash Settlement(¥) Outstanding position not offset by the last trading day will be settled at “Reset Price”			

- There will be a 10 minute Pre-Open period prior to the commencement of opening session, except for Pre-Open period on Monday when 30 minutes are set aside for Pre-Open period prior to the commencement of opening session. (During Pre-Open period, only order submission is permitted, but order matching is not.)
- Summer time/NY,U.S.A. refers to the period of time from the second Sunday of March to the First Sunday of November.
- Trading hours are subject to change according to market holidays, etc. Any change in trading hours will be announced in advance on TFX Website.

(2) Brief Outline

Since its listing in 2005, Click 365 (FX Daily Futures contracts) has steadily grown and established solid popularity among domestic retail investors. To follow this success and expand investors' choices and opportunities, TFX introduced Click Kabu 365 (Equity Index Daily Futures) in November 2010. With this listing, TFX has made epochs with such user convenience as allowing investors to trade overseas equity indices in contract prices denominated in yen almost round the clock for Nikkei 225 and DJIA contracts.

(3) Features of Click Kabu 365

1 A wide variety of product lineup (expanded investment range)

Click Kabu 365 provides opportunities for investors to trade not only daily futures on major domestic and foreign stock indices (i.e. Nikkei 225 and DJIA) but also such as Gold and WTI Commodity ETFs daily futures.

2 Tradable for almost 24 hours including holiday ※1

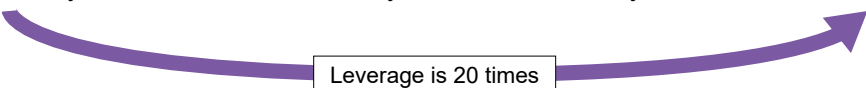
Click Kabu 365 investors can enter Nikkei 225 and DJIA Daily Futures contracts at nearly any time of the day. Even at night and on national holidays when Japanese markets are closed, investors can monitor movements of Nikkei 225 prices caused by news and events in major overseas equity markets, and can trade in real time without missing opportunities.

3 Leverage transactions by depositing margin as collateral

The leverage effect allows investors to trade large amounts with the margin deposited as collateral.

【Example】 When the price of the Nikkei 225 is at 30,000 yen, an investor deposits 150,000 yen as margin and purchases one trading unit of Nikkei225 Daily Futures contract with Reset Date.

$$\begin{array}{ccccccc} \text{(Required margin amount ※)} & & \text{(price of the Nikkei 225)} & & \text{(1 trading unit)} & & \text{(Transaction amount)} \\ 150,000 \text{ yen} & \Rightarrow & 30,000 \text{ yen} & \times & 100 \text{ yen} & = & 3,000,000 \text{ yen} \end{array}$$

 Leverage is 20 times

※ Required amount may vary depending on the financial instruments business operator of your choice.

As shown in the table below, you can expect amplified profits due to positive leverage effect (if the market moves to your advantage), but you should be aware that you may incur amplified losses if the market moves to your disadvantages.

(yen)

Transaction amount at the time of purchase	3,000,000				
Nikkei 225 Price at sale	29,600	29,800	30,000	30,200	30,400
Transaction amount at sale	2,960,000	2,980,000	3,000,000	3,020,000	3,040,000
Profit and Loss (excluding fees, taxes, etc.)	-40,000	-20,000	±0	+20,000	+40,000

4 Going short (SELL) as well as long (BUY)

In Click Kabu 365, you can enter the market not only from buying but also from selling. You can get profits not only in the rising phase of the price but also in the falling phase.

5 Dividends to be paid (same as cash stocks) ※2

Click Kabu 365 investors who have long positions can receive dividends, similarly as cash stock holders receive dividends (In the case of short positions, investors have to pay dividends).

6 Trading overseas equity indices without currency risk

Click Kabu 365 offers investors the opportunity to not only trade on the Nikke 225, but also on other major global indices such as DJIA (USA), NASDAQ-100 (USA), Russell@ 2000 (USA), FTSE@ 100 (UK), and DAX® (Germany). Those overseas equity indices in contract prices denominated in yen (the conversion rate is fixed at 100 yen), domestic investors basically funding in yen are free from the currency rate movement risk.

※1 Non trading days: Please refer to pages 17 to 20 for each product.

※2 TFX calculates dividend based on expected dividend. Investors who have long positions pay interests. The amount of the interest may exceed the dividend. There is no shareholder benefit except dividend. There is no dividend on DAX®, Gold ETF, Silver ETF, Platinum ETF and WTI ETF.

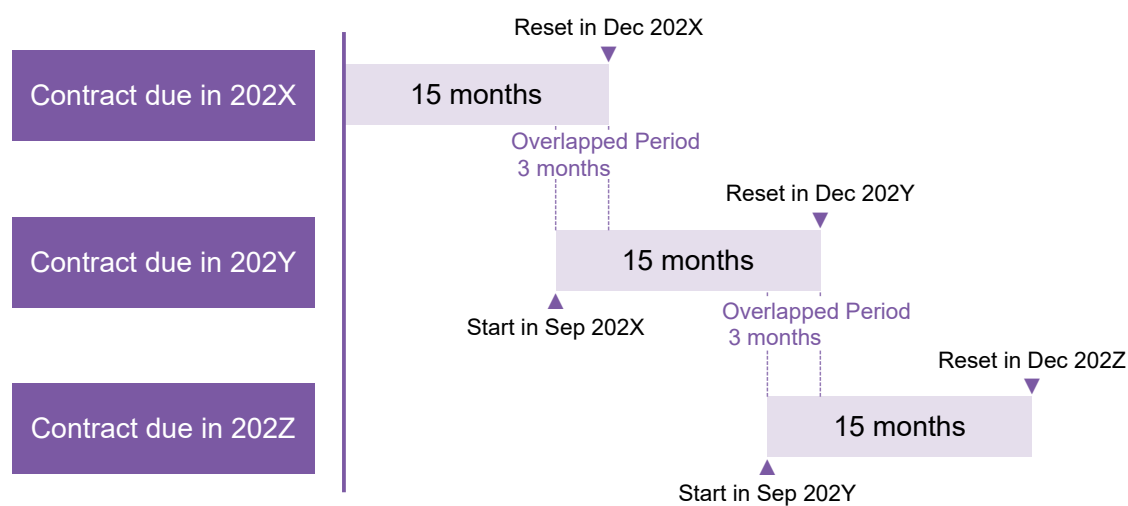
(4) What does “with Reset Date” mean? -settlement scheme on due date

What does the “Reset” mean?

Reset means once-a-year settlement of outstanding position at Reset Price that is equivalent to the underlying asset's price.

Settlement is made at Reset Price (final settlement price for Click Kabu 365) for outstanding positions left unsettled until the Last Trading Day in December every year.

Schedule in summary: start and end (reset) of trading Click Kabu 365



Note: “First Trading Day” , “Last Trading Day” and “Reset Date”

For Click Kabu 365, the First Trading Day means a trading day on which trading of a contract with a new Reset Date is commenced. On Reset Date, positions unsettled or rolled-over until then are settled. The Last Trading Day is set on a trading day immediately preceding the Reset Date.

	Nikkei225 Daily Futures Nikkei225 Micro Daily Futures	DJIA, NASDAQ-100, Russell2000, DAX®, FTSE100, Gold ETF, Silver ETF, Platinum ETF, WTI ETF Daily Futures
First Trading Day	The trading day immediately following the Second Friday of September (Monday in principle)	
Last Trading Day	The trading day immediately preceding Reset Date	The trading day immediately preceding the Third Friday of December of the following year of the contract commencement
Reset Date	The second Friday of December of the following year of the contract commencement	The trading day immediately following the Third Friday of December of the following year of the contract commencement

What does “Reset Price” mean?

Reset Price is the final settlement price by which outstanding position held unsettled on the Reset Date is settled.

	Reset Price
Equity Index	The final settlement price of exchange-traded future of the equivalent underlying (December contract of the year Reset is made) rounded to the nearest whole number ※Nikkei225 Micro and Russell2000 rounded to the first decimal place
ETF	Net Asset Value (per Unit of the ETF of the equivalent underlying) of the third Friday of December ※Silver ETF rounded to the first decimal place

MEMO



The Nikkei Stock Average is a copyrighted index calculated by a method independently developed by Nikkei Inc. Nikkei Inc holds the copyright, the intellectual property rights, and all other rights associated with the Nikkei Stock Average itself and the method of calculating Nikkei Stock Average. Business of Equity Index Daily Futures contracts, the underlying assets of which are the Nikkei Stock Average ("Nikkei 225 Daily Futures contracts with Reset Date"), and the enforcement of trading regulations for such contracts shall be managed under the responsibilities of Tokyo Financial Exchange Inc. ("TFX") and its Trading Members, and Nikkei Inc shall not assume any obligations or responsibilities thereof. In operating Nikkei 225 Daily Futures contracts with Reset Date, TFX is responsible for calculating and publishing the ex-dividend prices of stocks used in the Nikkei Stock Average, which are required for Nikkei 225 Daily Futures contracts with Reset Date. Nikkei Inc has the right to change component stocks in the Nikkei Stock Average, the method of calculation, and other details of the Nikkei Stock Average, and to discontinue the publication of the Nikkei Stock Average. Nikkei Inc shall not be obligated to continuously publish the Nikkei Stock Average, and shall not be liable for any errors, delay or discontinuation of publication.

DAX® is a registered trademark of Qontigo Index GmbH, part of Deutsche Börse Group.

This financial instrument is neither sponsored nor promoted, distributed or in any other manner supported by Qontigo Index GmbH and Deutsche Börse Group (collectively, the "Licensor"). The Licensor does not give any explicit or implicit warranty or representation, neither regarding the results deriving from the use of the Index and/or the Index Trademark nor regarding the Index value at a certain point in time or on a certain date nor in any other respect. The Index is calculated and published by the Licensor. Nevertheless, as far as admissible under statutory law the Licensor will not be liable vis-à-vis third parties for errors in the Index. Moreover, there is no obligation for the Licensor vis-à-vis third parties, including investors, to point out potential in the Index Neither the publication of the Index by the Licensor nor the granting of a license regarding the Index as well as the Index Trademark for the utilization in connection with the financial instrument or other securities or financial products, which derived from the Index, represents a recommendation by the Licensor for a capital investment or contains in any manner a warranty or opinion by the Licensor with respect to the attractiveness on an investment in this product. In its capacity as sole owner of all rights to the Index and the Index Trademark the Licensor has solely licensed to the issuer of the financial instrument the utilization of the Index and the Index Trademark as well as any reference to the Index and the Index Trademark in connection with the financial instrument.

"FTSE®" is a trade mark of the London Stock Exchange Group companies and is used by FTSE International Limited ("FTSE") under licence. All rights in the FTSE® 100 (the "Index") vest in FTSE or its licensors. Neither FTSE nor Russell nor any of their affiliates or licensors: (a) assumes any liability, losses, damages, expenses or obligations in connection with any derivative product based on the Index; or (b) accepts any liability for any errors or omissions, fitness for a particular purpose or the results to be obtained from the use of the Index or related data. No party may rely on the Index or related data contained in this communication which Index and data is owned by FTSE or Russell or their affiliates. No use or distribution of the Index is permitted without FTSE's or Russell's express written consent. Neither FTSE nor Russell promotes, sponsors or endorses the content of this communication nor any financial or derivative.

The "Dow Jones Industrial Average" is a product of S&P Dow Jones Indices LLC or its affiliates ("SPDJI") and Dow Jones Trademark Holdings, LLC, and has been licensed for use by TFX. Standard & Poor's® and S&P® are registered trademarks of Standard & Poor's Financial Services LLC ("S&P") and Dow Jones® is a registered trademark of Dow Jones Trademark Holdings, LLC ("Dow Jones"). DJIA®, The Dow®, Dow Jones® and Dow Jones Industrial Average are trademarks of Dow Jones Trademark Holdings, LLC. The trademarks have been licensed to SPDJI and have been sublicensed for use for certain purposes by TFX. DJIA Daily Futures contract with Reset Date is not sponsored, endorsed, sold or promoted by SPDJI, Dow Jones, S&P, any of their respective affiliates (collectively, "S&P Dow Jones Indices") or Dow Jones Trademark Holdings, LLC. Neither S&P Dow Jones Indices nor Dow Jones Trademark Holdings, LLC make any representation or warranty, express or implied, to the owners of the DJIA Daily Futures contract with Reset Date or any member of the public regarding the advisability of investing in securities generally or in DJIA Daily Futures contract with Reset Date particularly or the ability of the Dow Jones Industrial Average to track general market performance. S&P Dow Jones Indices and Dow Jones Trademark Holdings, LLC only relationship to TFX with respect to the Dow Jones Industrial Average is the licensing of the Index and certain trademarks, service marks and/or trade names of S&P Dow Jones Indices and/or its licensors. The Dow Jones Industrial Average is determined, composed and calculated by S&P Dow Jones Indices or Dow Jones Trademark Holdings, LLC without regard to TFX or the DJIA Daily Futures contract with Reset Date. S&P Dow Jones Indices and Dow Jones Trademark Holdings, LLC have no obligation to take the needs of TFX or the owners of DJIA Daily Futures contract with Reset Date into consideration in determining, composing or calculating the Dow Jones Industrial Average. Neither S&P Dow Jones Indices nor Dow Jones Trademark Holdings, LLC are responsible for and have not participated in the determination of the prices, and amount of DJIA Daily Futures contract with Reset Date or the timing of the issuance or sale of DJIA Daily Futures contract with Reset Date or in the determination or calculation of the equation by which DJIA Daily Futures contract with Reset Date is to be converted into cash, surrendered or redeemed, as the case may be. S&P Dow Jones Indices and Dow Jones Trademark Holdings, LLC have no obligation or liability in connection with the administration, marketing or trading of DJIA Daily Futures contract with Reset Date. There is no assurance that investment products based on the Dow Jones Industrial Average will accurately track index performance or provide positive investment returns. S&P Dow Jones Indices LLC is not an investment advisor. Inclusion of a security within an index is not a recommendation by S&P Dow Jones Indices to buy, sell, or hold such security, nor is it considered to be investment advice.

NEITHER S&P DOW JONES INDICES NOR DOW JONES TRADEMARK HOLDINGS, LLC GUARANTEES THE ADEQUACY, ACCURACY, TIMELINESS AND/OR THE COMPLETENESS OF THE DOW JONES INDUSTRIAL AVERAGE OR ANY DATA RELATED THERETO OR ANY COMMUNICATION, INCLUDING BUT NOT LIMITED TO, ORAL OR WRITTEN COMMUNICATION (INCLUDING ELECTRONIC COMMUNICATIONS) WITH RESPECT THERETO. S&P DOW JONES INDICES AND DOW JONES TRADEMARK HOLDINGS, LLC SHALL NOT BE SUBJECT TO ANY DAMAGES OR LIABILITY FOR ANY ERRORS, OMISSIONS, OR DELAYS THEREIN. S&P DOW JONES INDICES AND DOW JONES TRADEMARK HOLDINGS, LLC MAKES NO EXPRESS OR IMPLIED WARRANTIES, AND EXPRESSLY DISCLAIMS ALL WARRANTIES, OF MERCHANTABILITY OR FITNESS FOR A PARTICULAR PURPOSE OR USE OR AS TO RESULTS TO BE OBTAINED BY TFX, OWNERS OF THE DJIA DAILY FUTURES CONTRACT WITH RESET DATE, OR ANY OTHER PERSON OR ENTITY FROM THE USE OF THE DOW JONES INDUSTRIAL AVERAGE OR WITH RESPECT TO ANY DATA RELATED THERETO. WITHOUT LIMITING ANY OF THE FOREGOING, IN NO EVENT WHATSOEVER SHALL S&P DOW JONES INDICES OR DOW JONES TRADEMARK HOLDINGS, LLC BE LIABLE FOR ANY INDIRECT, SPECIAL, INCIDENTAL, PUNITIVE, OR CONSEQUENTIAL DAMAGES INCLUDING BUT NOT LIMITED TO, LOSS OF PROFITS, TRADING LOSSES, LOST TIME OR GOODWILL, EVEN IF THEY HAVE BEEN ADVISED OF THE POSSIBILITY OF SUCH DAMAGES, WHETHER IN CONTRACT, TORT, STRICT LIABILITY, OR OTHERWISE. THERE ARE NO THIRD PARTY BENEFICIARIES OF ANY AGREEMENTS OR ARRANGEMENTS BETWEEN S&P DOW JONES INDICES AND TFX, OTHER THAN THE LICENSORS OF S&P DOW JONES INDICES.

Nasdaq®, Nasdaq-100 Index®, Nasdaq-100® and NDX®, are registered trademarks of Nasdaq, Inc. (which with its affiliates is referred to as the "Corporations") and are licensed for use by Tokyo Financial Exchange, Inc. The Product(s) have not been passed on by the Corporations as to their legality or suitability. The Product(s) are not issued, endorsed, sold, or promoted by the Corporations. THE CORPORATIONS MAKE NO WARRANTIES AND BEAR NO LIABILITY WITH RESPECT TO THE PRODUCT(S).

"Russell®" is a trade mark of Frank Russell Company ("Russell"). All rights in the Russell® 2000 (the "Index") vest in Russell or its licensors. Neither FTSE nor Russell nor any of their affiliates or licensors: (a) assumes any liability, losses, damages, expenses or obligations in connection with any derivative product based on the Index; or (b) accepts any liability for any errors or omissions, fitness for a particular purpose or the results to be obtained from the use of the Index or related data. No party may rely on the Index or related data contained in this communication which Index and data is owned by FTSE or Russell or their affiliates. No use or distribution of the Index is permitted without FTSE's or Russell's express written consent. Neither FTSE nor Russell promotes, sponsors or endorses the content of this communication nor any financial or derivative product that it.

T-CLEAR FX (FX Clearing Futures contracts)

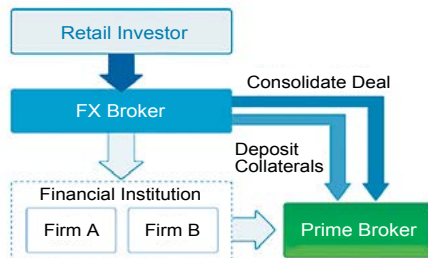
Overview

Entrenched in Japan with support from local investors, OTC FX Margin Trading market in Japan is the largest in the world. To help promote its healthy development, TFX opened a market in May 2021 for FX Clearing Futures contracts ("T-CLEAR FX") as the first milestone within the "T-CLEAR series"; an FX broker can use T-CLEAR FX to mitigate settlement risks from Cover Deal which is associated with OTC transactions conducted vis-a-vis an investor. Wide use of T-CLEAR FX will serve as safety net to block systemic risks (i.e. settlement risk for the market participants as a whole). By applying the CCP clearing scheme to various products one after another, TFX will contribute extensively to sound development of financial market in Japan.

Scheme

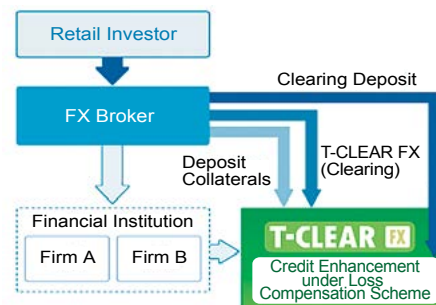
(1) Cover Deal and settlement by conventional method

In general, an FX broker manage risks of conducting OTC transactions with investors by making Cover Deal with financial institutions in Foreign Exchange market; the broker consolidates such Cover Deal to a specific financial institution to manage clearing and settlement of securities using Prime Broker (PB) services offered by the institution:



(2) Cover Deal and settlement via T-CLEAR FX

As an alternative and supplement to the existing PB services, T-CLEAR FX makes secure and stable scheme to support the settlement of Cover Deal by FX brokers, enhancing their creditworthiness:



Currency Pairs, etc.

(1) Currency Pairs

Yen Currency Pairs (15 pairs)

USD/JPY, EUR/JPY, GBP/JPY, AUD/JPY, CHF/JPY, CAD/JPY, NZD/JPY, ZAR/JPY, TRY/JPY, NOK/JPY, HKD/JPY, SEK/JPY, MXN/JPY, CNH/JPY, SGD/JPY

Cross Currency Pairs (18 pairs)

EUR/USD, GBP/USD, GBP/CHF, USD/CHF, USD/CAD, AUD/USD, EUR/CHF, EUR/GBP, NZD/USD, EUR/AUD, GBP/AUD, AUD/CHF, AUD/NZD, NZD/CHF, USD/HKD, AUD/CAD, EUR/CAD, CAD/CHF

(2) **Business Day:** Except for Saturday, Sunday and New Year's day

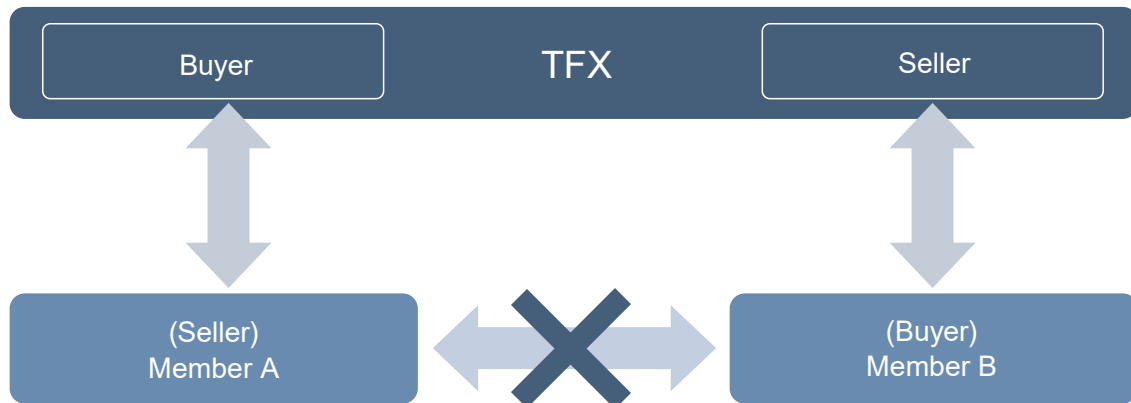
(3) **Market Trading Period:** from 7:00 a.m. to 7:00 a.m. on the following calendar day
(During U.S. Daylight Saving Time, from 6:00 a.m. (or 7:00 a.m. only on Monday) to 6:00 a.m. of the following calendar day.)

Clearing at TFX

• Clearinghouse

A clearinghouse interposes itself between counterparties to all contracts traded at TFX market, becoming the buyer to every seller and the seller to every buyer, and thereby ensuring the performance of open contracts.

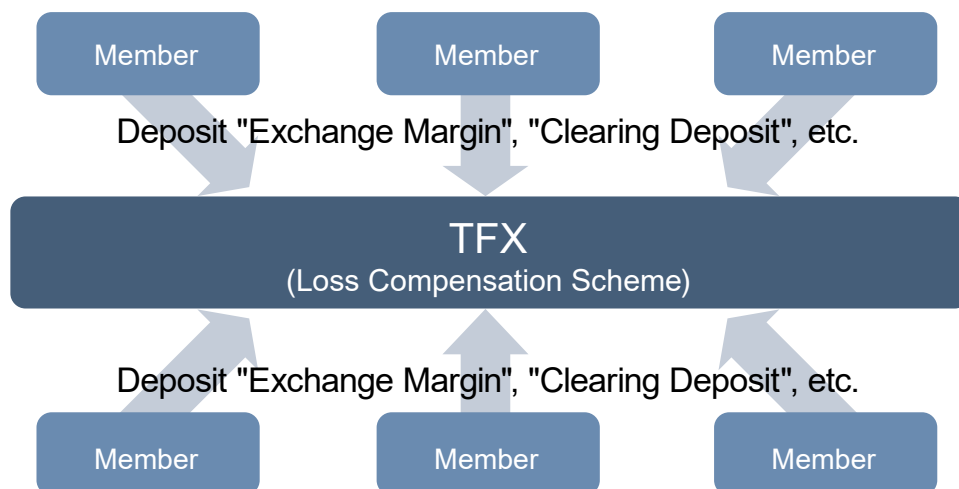
Market participants hereby can trade without worrying about counterparty's credit risk. TFX has a function of clearinghouse, and ensures the credibility of TFX market.



There is no debt and credits between Trading Member A and Trading Member B.
In Daily Futures contracts, either Buyer or Seller should be a Market Maker. The Other side should be a Trading Member

• Loss Compensation Scheme

TFX sets strict clearing membership requirements to acquire and maintain for prospective members. In addition, TFX daily monitors credit risk associated with clearing members. To prepare for a situation where a clearing member becomes insolvent and causes loss incurred by TFX as a central counterparty, deposit of Exchange Margin, Clearing Deposit, etc. is mandatory for clearing members and TFX itself maintains Default Compensation Reserve. Loss (if any) incurred after using Default Compensation Reserve shall be mutually shared by members to protect function of the clearing house. Using this scheme ("Loss Compensation scheme"), TFX can block systemic risks.



Trading Risk at TFX

Common Risks Applicable to Both Types of Contracts

Price Fluctuation Risk

Fluctuations in interest rates, currency rates, prices of equity indices etc. or prices of ETFs may cause a loss. Since the transaction amount is much larger than the deposited exchange margin, these fluctuations may cause a loss exceeding the deposited exchange margin, depending on market conditions. Click Kabu 365 prices also do not reflect the actual prices of equity index or ETF. The difference in these two prices can expand due to factors such as supply and demand balance and market conditions. Therefore, investors may incur losses when they are unable to trade contracts at prices they expect based on actual prices of equity index or ETF.

Credit Risk

TFX has introduced the clearing system under which it acts as a counterparty to a TFX Trading Member in each contract and TFX segregates all exchange margins deposited by Customer; therefore, all deposited margins are in principle protected. Provided, however, that non-payments by a TFX Trading Member etc., due to changes in credit status or bankruptcy by a TFX Trading Member etc., may cause delays in completing refund procedures or unexpected loss.

System Failure Risk

If a failure occurs in the system of TFX or a TFX Trading Member, or network system among Customers, TFX Trading Members and TFX, delivery of market information, etc, placement of order or execution thereof may be delayed or become impossible, and as a result, an unexpected loss may be caused.

Risks of changes in tax systems, laws, etc.

Changes in tax systems, laws or their future interpretation may cause unfavorable results.

Risks of retail products

Interest Rate Fluctuation Risk

Fluctuations in the interest rate of Japanese currency or foreign currency in relation to Click 365 or Click Kabu 365 may decrease the swap point of Click 365 or the interest of Click Kabu 365 to be received, or increase the same to be paid. With Click 365, if the interest rate levels of two countries comprising a position are reversed, the party holding the position to receive swap points may be required to make payments under such transaction. As to certain currency underlying the relevant transaction, various factors such as correlation between supply and demand of such currency in the foreign exchange market may also increase or decrease swap points or may cause the reversal of receipt or payment of swap points, notwithstanding the fluctuation of interest rates. There could even be a case where an investor has a long position in a currency with a higher interest rate but is required to pay swap points.

Liquidity Risk

Click 365 and Click kabu 365 introduced the Market-Making Method for Exchange FX Margin contracts, in which Market Maker offers ask and bid prices at which Customers may execute a transaction. It may become difficult or impossible for Market Maker to provide the ask and bid prices in a stable and sustainable manner, depending on certain conditions such as acts of God, war, political change, change in legislation, in foreign exchange policies or in laws and rules of the relevant country, system changes at the exchanges on which the

issues that comprise the relevant equity indices are listed, restrictions on trading of futures contracts whose underlying assets are relevant equity indices, change in policies or in laws and rules on commodity market, etc. of the relevant country, system changes or restrictions on trading at the exchanges on which ETFs are listed, restrictions on trading of commodity futures contracts related to ETFs, delay or suspension in the distribution of information, or sharp fluctuations in the currency market, etc., and as a result, Customers may not be able to trade at expected prices and suffer an unexpected loss therefrom.

Transactions involving a certain currency in Click 365 may not regularly be traded on a day on which the market in a country of such currency is closed for business. Further, trading of transactions involving certain currency pairs may become impossible, where any abnormal circumstances occur, such as where foreign exchanges adopt certain measures or policies or where the relevant country implements restrictions for the cessation of currency exchanges or closure of foreign exchange markets.

In addition, even under normal conditions, transactions in the currencies or equity indices or ETFs with lower liquidity may cause a loss to Customer due to causes such that Customer is not able to execute a transaction at the desired price.

Risk of FX Daily Futures Contracts

Currency Conversion Risk

Since Cross Currency Pairs transaction (foreign currency pairs trading) is not settled in the relevant foreign currency but in Japanese Yen, it entails an exchange rate risk not only against the relevant foreign currency but also against Japanese Yen at the time of settlement (the "Currency Conversion Risk").

Risks of Equity Index Daily Futures Contracts

Foreign Exchange Risk

When trading overseas Equity Index Daily Futures, Equity Index Customer does not carry foreign exchange risks. However, Equity Index Market Maker takes into account foreign exchange risks when providing bids and offers and as a result, the spreads may become large in accordance with the foreign exchange market conditions and Equity Index Daily Futures Customer may not be able to trade at prices they expect and subsequently incur an unexpected loss.

Risks related to forecast of dividends

TFX calculates the dividend amount as the theoretical amount that will impact the equity index in the future based on the forecast of dividends as of the last cum-rights date. The amount equivalent to the dividends calculated by TFX is resultantly different from that calculated based on actual dividend payments, or forecast of dividends or actual dividends for the actual shares that comprise the index.

Risks related to consolidation, etc. of investment units of underlying index ETFs

In the event of a consolidation or split of investment units of an underlying index ETF or delisting, etc. thereof (hereinafter called the "Unit Consolidation, etc. as for ETF"), TFX may take measures to suspend, delist or suspend the listing of Equity Index Daily Futures contracts whose underlying index ETFs are subjected to Unit Consolidation, etc. as for ETF. In such cases, if an investor retains positions and does not counter-trade by the prescribed date, such positions may be compulsorily settled, thereby resulting losses being realized, depending on the market price at that time. In addition, depending on the details and circumstances of the Unit Consolidation, etc. as for ETF, the interval from TFX's decision/ notification of such measures to the compulsory settlement may be short.

Trading / Clearing Members

(As of Feb 1 2025)

Name	Interest Rate Futures contracts		FX Daily Futures contracts (Click 365)		Equity Index Daily Futures contracts (Click Kabu 365)		FX Clearing Futures contracts (T-CLEAR FX)	
	Trading Member	Clearing Member	Trading Member	Market Maker	Trading Member	Market Maker	FX Broker Trading Member	LP Trading Member
AI GOLD SECURITIES CO., LTD.			○		○			
Aozora Bank, Ltd.	○	○						
IwaiCosmo Securities Co.,Ltd.			○		○			
INVEST Securities Co.,Ltd.			○					
ABN AMRO Clearing Tokyo Co.,Ltd.					○	○		
Okasan Securities Co., Ltd.	○	○	○		○			
Okayasu Shoji Co., Ltd.			○		○			
GMO Gaika, Inc							○	
Gaitame Online Co.,Ltd.			○					
Credit Agricole Securities Asia B.V.	○	○						
Goldman Sachs Japan Co., Ltd.	○	○	○	○				
Commerzbank Aktiengesellschaft			○	○				○
Citigroup Global Markets Japan Inc.	○	○						
The Shoko Chukin Bank, Ltd.	○	○						
Shinkin Central Bank	○	○						
Central Tanshi FX Co.,Ltd.							○	
DAIKI SECURITIES CO., LTD			○		○			
Daiwa Securities Co., Ltd.	○	○	○		○	○		
The Tachibana Securities Co., Ltd.			○		○	○		
The Chiba Bank, Ltd.	○	○						
Deutsche Securities Inc.	○	○	○	○				
Tokai Tokyo Securities Co., Ltd.					○			
TRADERS SECURITIES CO., LTD.							○	
Nissan Securities Co., Ltd.	○	○	○		○	○		
The Norinchukin Bank	○	○						
Nomura Securities Co., Ltd.	○	○	○	○				
Barclays Securities Japan Limited	○	○			○			
Barclays Bank PLC			○	○				○
Himawari Securities, Inc.					○			
FUJITOMI SECURITIES CO.,LTD.			○		○			
MONEY SQUARE, INC.					○			
Mizuho Bank, Ltd.	○	○						
Mizuho Securities Co., Ltd.	○	○			○			

Name	Interest Rate Futures contracts		FX Daily Futures contracts (Click 365)		Equity Index Daily Futures contracts(Click Kabu 365)		FX Clearing Futures contracts (T-CLEAR FX)	
	Trading Member	Clearing Member	Trading Member	Market Maker	Trading Member	Market Maker	FX Broker Trading Member	LP Trading Member
SUNWARD SECURITIES INC.			○		○			
Sumitomo Mitsui Banking Corporation Limited.	○	○						
Sumitomo Mitsui Trust Bank, Limited.	○	○						
MUFG Bank, Ltd.	○	○	○	○				
Mitsubishi UFJ eSmart Securities Co.,Ltd.			○		○			
Mitsubishi UFJ Trust and Banking Corporation	○	○						
Mitsubishi UFJ Morgan Stanley Securities Co., Ltd.	○	○						
Morgan Stanley MUFG Securities Co., Ltd.	○	○						
YUTAKATRUSTY SECURITIES CO.,LTD.			○		○			
The Bank of Yokohama, Ltd.	○	○						
Resona Bank, Ltd.	○	○						
BofA Securities Japan Co.,Ltd.	○	○						
FX Broadnet Co., Ltd.			○					
GMO CLICK Securities, Inc.			○				○	
JPMorgan Securities Japan Co., Ltd.	○	○						
KOYO Securities Co., Ltd.					○			
SBI Securities Co., Ltd.					○			
SMBC Nikko Securities Inc.	○	○						

Inactive Trading/Clearing Members(Interest Rate Futures Only)
ABN AMRO Clearing Tokyo Co.,Ltd.
The Bank of Fukuoka, Ltd.
The Bank of Kyoto,Ltd.
The Gunma Bank, Ltd.
The Hyakujushi Bank, Ltd.
The Joyo Bank, Ltd.
The Yamaguchi Bank, Ltd.

Easy, Free and Convenient!

Guide to app for smartphone "Torihihikijo (Exchange) 365"

How to use "Torihihikijo 365", free app provided by TFX for smartphone.

Users can access via the app market information displayed for currency pairs of "Click 365" and indices of "Click kabu 365". (Japanese language version only)

クリック365

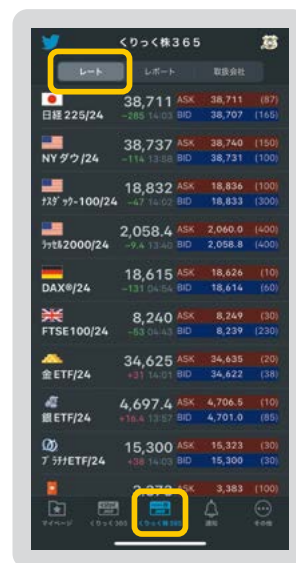
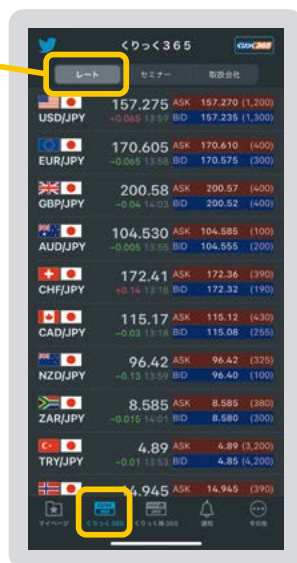
クリック株365

In addition to market price data, URL link for broker firms and invitation to seminars, etc. are posted.

Useful for checking the market rate.



For example, by selecting a currency pair, users can display chart for the currency pair; for detailed customization, setting can be changed.



Notice when a predefined price is traded in the market

With registered e-mail address and predefined setting (selected market and a designated price), push-notification is sent when the market moves and traded at the designated price.



**Guide to
downloading the app.**



Please scan the QR code here with your smartphone.

Guide to app for smartphone "Torihihikijo 365" : <https://www.click365.jp/sp/contents09.html>

Guide to TFX Official Website

TFX posts the latest information including its corporate history, product overview, rules and regulations and electronic public notices on the official website.

Linkage to the dedicated page of a product of your choice.



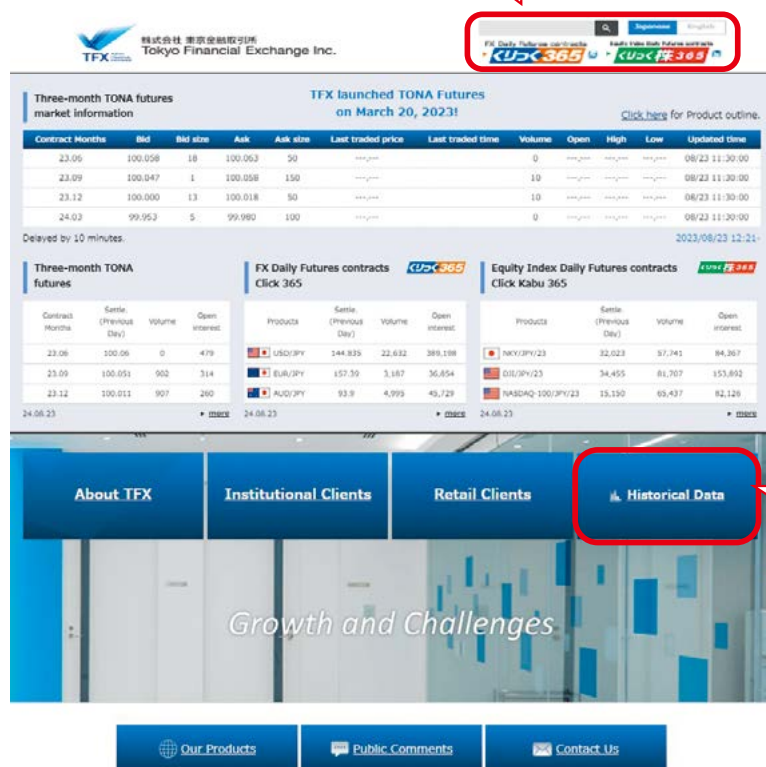
Click365 Market information

Contract	Price	Change	High	Low	Volume	Open	High	Low	Updated time
USD/JPY	111.320	+0.005 (0.005%)	111.320	111.315	0	111.315	111.320	111.315	08/23 11:30:00
EUR/JPY	130.000	+0.005 (0.004%)	130.000	129.995	10	129.995	130.000	129.995	08/23 11:30:00
GBP/JPY	152.36	+0.005 (0.003%)	152.36	152.355	0	152.355	152.360	152.355	08/23 11:30:00
USD/CHF	7.415	+0.005 (0.068%)	7.415	7.410	0	7.410	7.415	7.410	08/23 11:30:00
EUR/CHF	12.56	+0.005 (0.040%)	12.56	12.555	10	12.555	12.560	12.555	08/23 11:30:00
GBP/CHF	5.525	+0.005 (0.091%)	5.525	5.520	0	5.520	5.525	5.520	08/23 11:30:00
USD/INR	81.020	+0.005 (0.006%)	81.020	81.015	0	81.015	81.020	81.015	08/23 11:30:00
EUR/INR	77.86	+0.005 (0.006%)	77.86	77.855	0	77.855	77.860	77.855	08/23 11:30:00
GBP/INR	1.1676	+0.0001 (0.009%)	1.1676	1.1675	0	1.1675	1.1676	1.1675	08/23 11:30:00

FX Daily Futures contracts
Data provided by Jiji Press, Ltd.

TFX posts detailed market movement of currency pairs, trading calendar and seminar information, etc.

Trading trend info is weekly updated; on every Tuesday for Click 365 and on every Tuesday and Friday for Click kabu 365.



Three-month TONA futures market information

Contract Months	Bid	Bid size	Ask	Ask size	Last traded price	Last traded time	Volume	Open	High	Low	Updated time
23.06	100.058	18	100.062	50	100.060	08/23 11:30:00	0	100.058	100.062	100.060	08/23 11:30:00
23.09	100.047	1	100.058	150	100.050	08/23 11:30:00	10	100.047	100.058	100.050	08/23 11:30:00
23.12	100.000	13	100.018	50	100.010	08/23 11:30:00	10	100.000	100.018	100.010	08/23 11:30:00
24.03	99.953	5	99.980	100	99.970	08/23 11:30:00	0	99.953	99.980	99.970	08/23 11:30:00

Delayed by 10 minutes. 2023/08/23 12:21

Three-month TONA futures

Contract Months	Settle (Previous Day)	Volume	Open interest
23.06	100.06	0	479
23.09	100.051	902	314
23.12	100.011	907	260

FX Daily Futures contracts Click 365

Products	Settle (Previous Day)	Volume	Open interest
USD/JPY	144.825	22,632	389,198
EUR/JPY	157.59	5,187	36,854
GBP/JPY	93.9	4,999	43,729

Equity Index Daily Futures contracts Click Kabu 365

Products	Settle (Previous Day)	Volume	Open interest
NIKKEI/JPY/23	32,023	57,743	84,367
DAX/JPY/23	34,455	81,707	153,892
NASDAQ-100/JPY/23	15,150	65,437	82,126

About TFX Institutional Clients Retail Clients Historical Data

Growth and Challenges

Our Products Public Comments Contact Us

Trade related data

Daily Statistics Report, the number of client accounts, deposited margin amount, Summary Data, etc. are posted here.



News File

Date	Article
2023/07/03	Trading Volume in June 2023
2023/06/08	Change of President & CEO
2023/06/01	Trading Volume in May 2023
2023/05/01	Trading Volume in April 2023
2023/04/03	Trading Volume in Mar. 2023 and Fiscal Year 2022

News from TFX (including monthly trading volume and topics) is posted here.

Comprehensive Exchange for Financial Derivatives

Tokyo Financial Exchange Inc. : <https://www.tfx.co.jp>

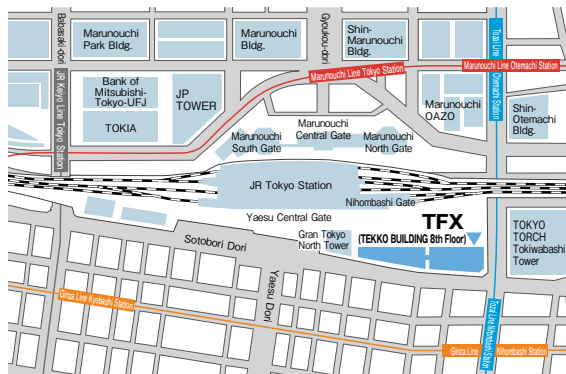


Tokyo Financial Exchange Inc.

Tekko Building 8th Floor

1-8-2 Marunouchi, Chiyoda-ku, Tokyo 100-0005

URL : <https://www.tfx.co.jp/en/>



Access

Two minute walk from JR Tokyo Station

Six minute walk from Tokyo Subway Station

Two minute walk from Otemachi Subway Station

Three minute walk from Nihombashi Subway Station

©TFX 2025.2.1

The copyright of this publication is held by the Tokyo Financial Exchange Inc. (TFX).

This publication has been compiled by TFX for general informational purpose only. Although every attempt has been made to ensure the accuracy of the information, TFX assumes no responsibility for any errors or omissions. All matters pertaining to rules and procedures herein are made subject to and are superseded by the official rules of TFX.

The descriptions in this publication are only for commentary purposes and do not whatsoever intend to provide advice on investment or asset management. The statements and calculations herein contain examples for illustration purpose and TFX will assume no responsibility for their use. This publication is not intended to provide all information that brokers are required to disclose to their customers pursuant to the laws and regulations applicable to the brokers. TFX reserves the right to change the contents of this publication without prior notice.