

# 統計年報

平成22年  
—2010年—



金融取

株式会社 東京金融取引所  
Tokyo Financial Exchange Inc.

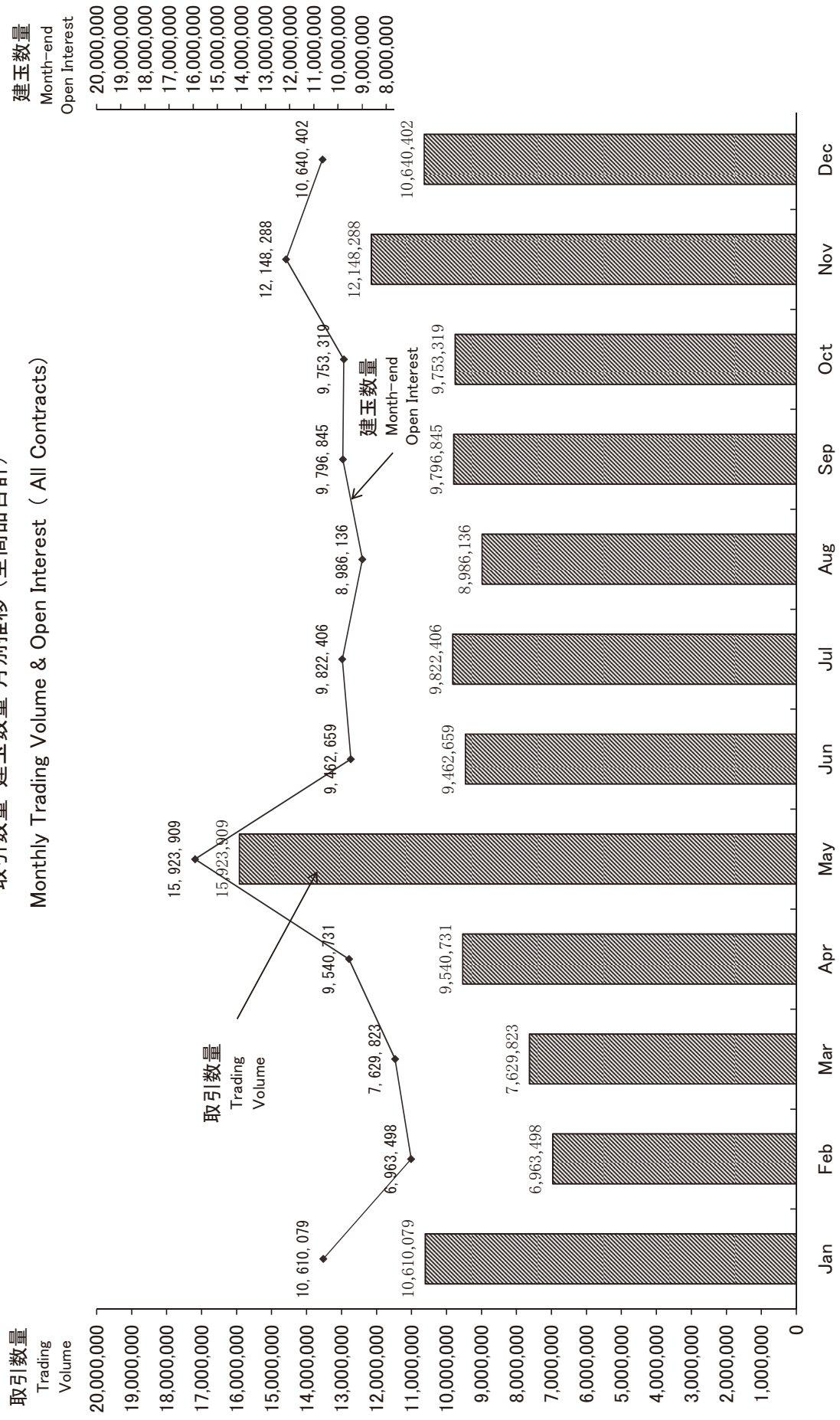
----- 例言 -----

1. 本書は、株式会社東京金融取引所における上場商品の統計を掲載したものである。
2. 年次は暦年による。
3. 取引数量・建玉数量は取引単位による数量である。
4. 各商品の取引数量は片道計算のものであり、約定数量は往復計算によるもので、それぞれストラテジー取引により成立した数量を含む。(くりっく365(取引所為替証拠金取引)くりっく株365(取引所株価指数証拠金取引)を除く。)
5. ユーロ円3ヵ月金利先物の取引数量・約定数量には、オプションの権利行使による移行数量を含まない。
6. 「約定価格」には、ブロック取引により成立した価格を含まない。
7. 「年末清算価格」とは、年末清算価格、もしくは年末までに取引最終日を迎えた限月については最終決済価格とする。
8. 比率の単位未満は四捨五入で処理し、小数点以下1桁で表記したものである。
9. 金利先物等取引の建玉数量は17:00時点のものである。また、年末までに取引最終日を迎えた限月については取引最終日の建玉数量とする。  
くりっく365(取引所為替証拠金取引) くりっく株365(取引所株価指数証拠金取引)の建玉数量は一取引日終了時点のものである。
10. 統計表の符号の用法は、次のとおりである。  
「0」 単位未満  
「-」 皆無または該当数字なし

----- Remarks -----

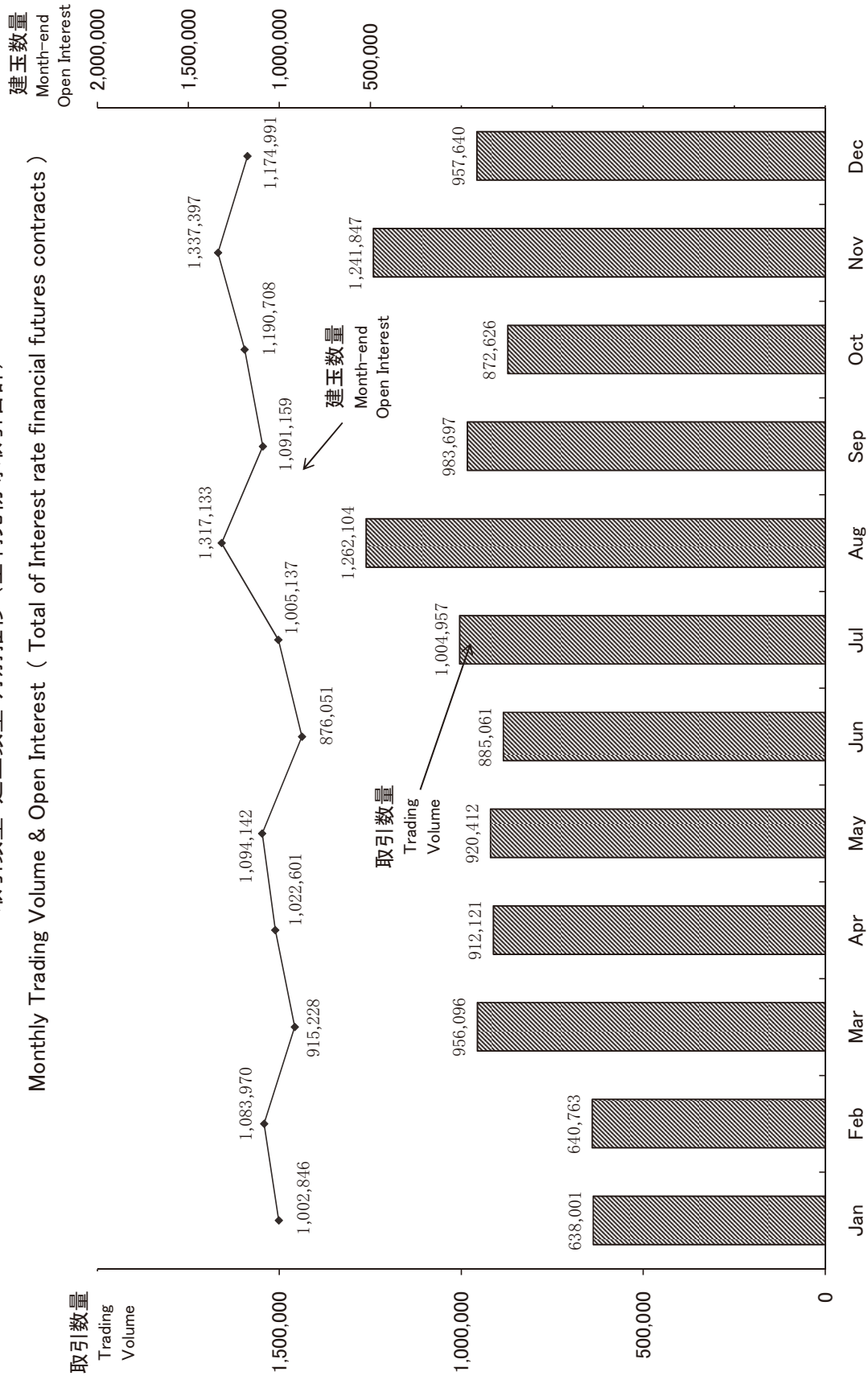
1. This Report consists of the statistics of the products listed on Tokyo Financial Exchange Inc..
2. Years refer to calendar years.
3. Trading Volume and Open Interest are on a trading unit basis.
4. Trading Volume is on an one-way basis. Transaction Volume is on a round-trip basis. Trading Volume and Transaction Volume include volume of contrats executed by Strategy Trade(except for Exchange Forex Margin contracts and Exchange Traded Equity Index Margin contracts).
5. Trading Volume and Transaction Volume of Three-month Euroyen futures do not include Exercised Volume of Options on Three-month Euroyen futures.
6. "Price Range" does not include prices from block trades.
7. "Year-end Settlement Price" is the year-end settlement price, or the final settlement price for contracts which have reached their last trading day within the year.
8. The figures for Average and Share are rounded off to 1 decimal.
9. Open Interest of Interest rate financial futures contracts is as of 17:00, and is the open interest of the contract's last trading day for contracts which have reached their last trading day within the year.  
Open Interest of Exchange Forex Margin contracts and Exchange Traded Equity Index Margin contracts are as of the end on that trading day.
10. The specific symbols in the statistical tables are as follows:  
「0」 Fractional or less than the unit  
「-」 Nil or no figures

取引数量・建玉数量 月別推移 (全商品合計)  
 Monthly Trading Volume & Open Interest ( All Contracts)



取引数量・建玉数量 月別推移 (金利先物等取引合計)

Monthly Trading Volume & Open Interest ( Total of Interest rate futures contracts )



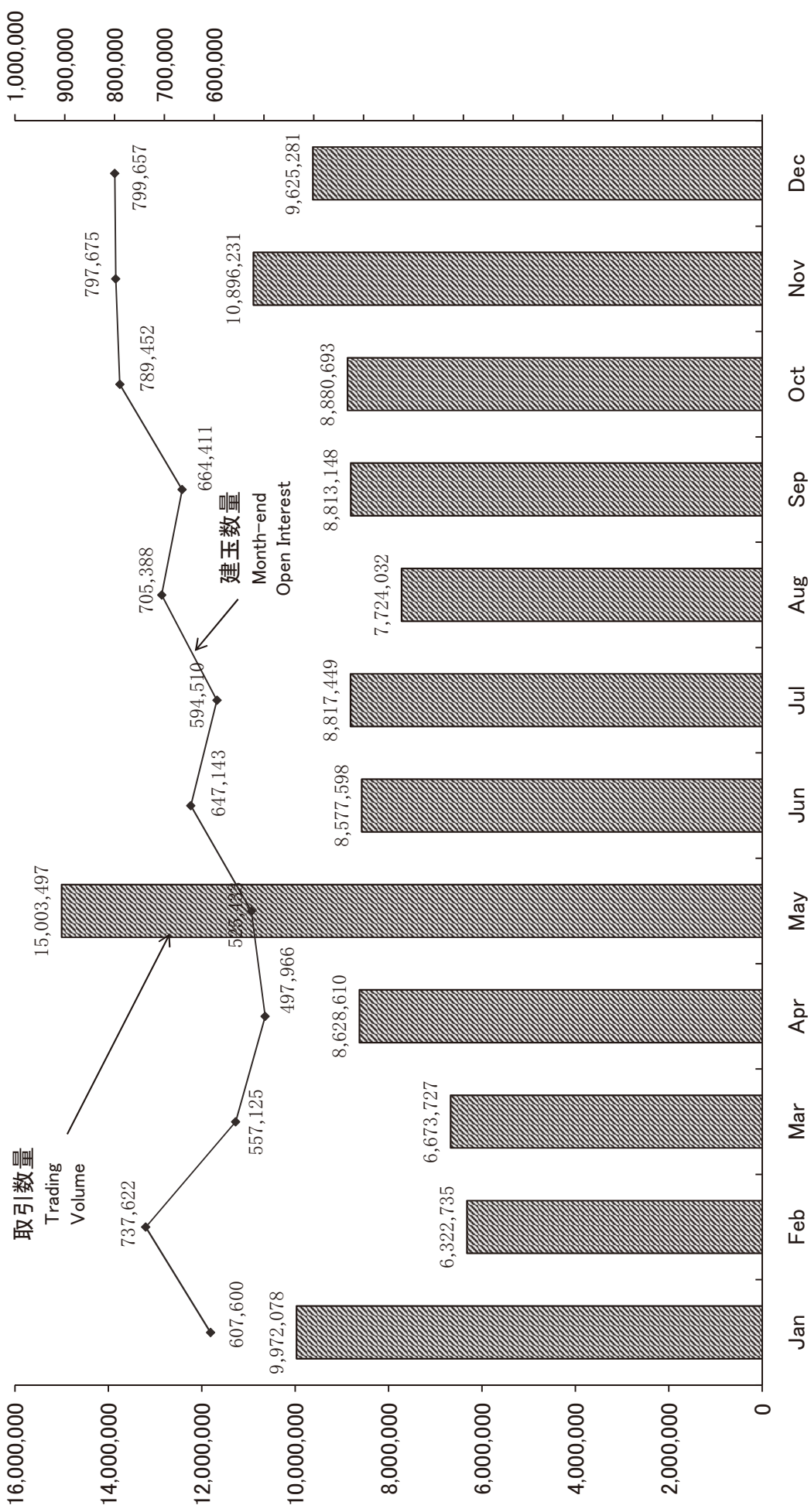
取引数量

Trading Volume

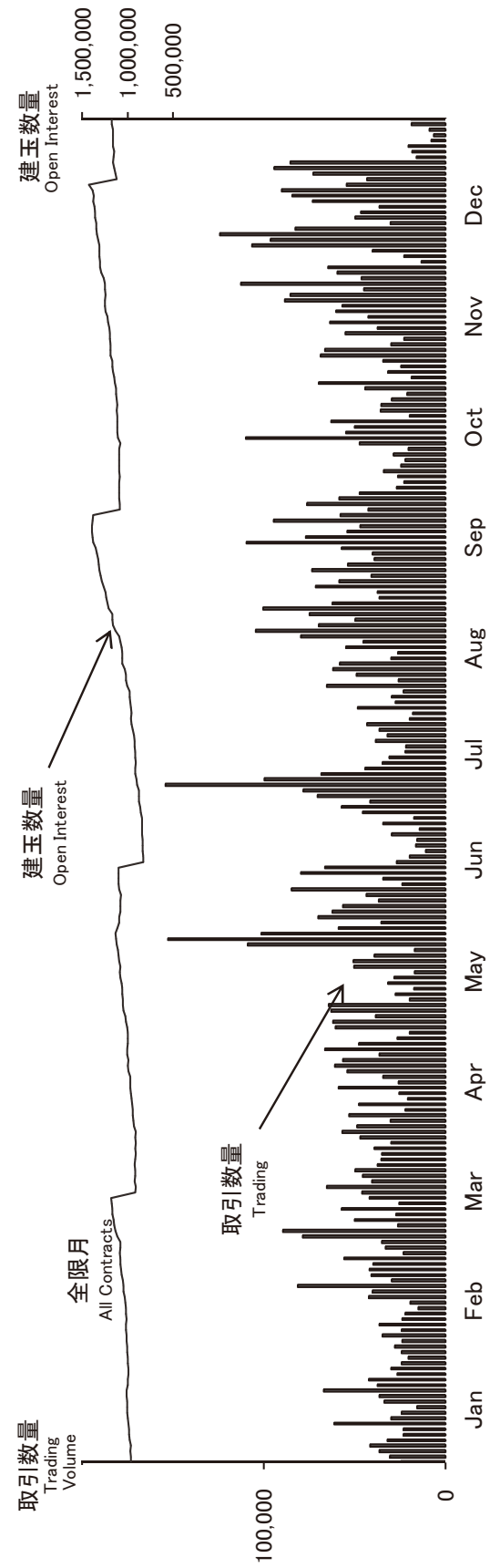
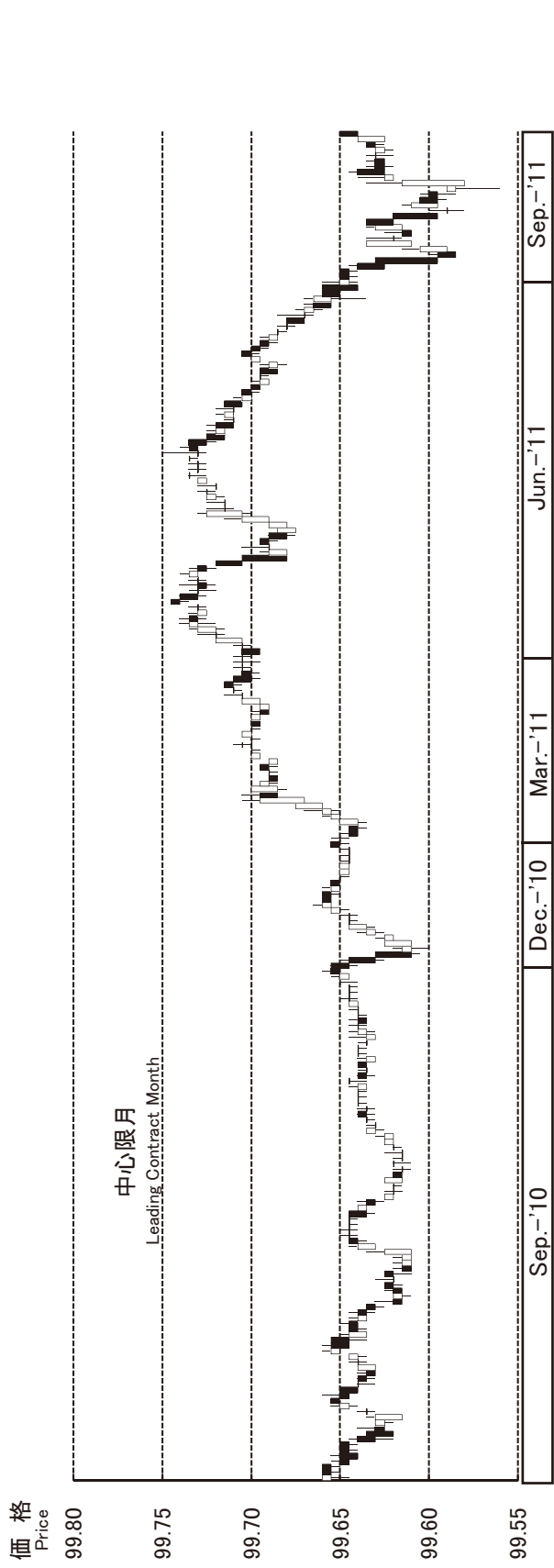
取引数量・建玉数量 月別推移 (くりっく365(取引所為替証拠金取引)合計)

Monthly Trading Volume & Open Interest ( Total of Exchange Forex Margin contracts )

建玉数量  
Month-end  
Open Interest



# ユーロ円3ヶ月金利先物 Three-month Euroyen futures





## 目次

|  |          |
|--|----------|
| <b>I. 取引数量・建玉数量・<br/>権利行使・移行数量推移</b>         | ----- 1  |
| <b>II. 取引数量・建玉数量 月別推移表 (商品別)</b>             |          |
| 1. ユーロ円3か月金利先物                               | ----- 15 |
| 2. 無担保コールオーバーナイト金利先物                         | ----- 17 |
| 3. GCレボスポット・ネクスト金利先物                         | ----- 17 |
| 4. 先物合計                                      | ----- 19 |
| 5. ユーロ円3か月金利先物プットオプション                       | ----- 21 |
| 6. ユーロ円3か月金利先物コールオプション                       |          |
| 7. オプション合計                                   | ----- 23 |
| 8. 金利先物等取引合計                                 | ----- 25 |
| 9. <リ><365(取引所為替証拠金取引) 米ドル/円                 | ----- 27 |
| 10. <リ><365(取引所為替証拠金取引) ユーロ/円                |          |
| 11. <リ><365(取引所為替証拠金取引) 英ポンド/円               | ----- 28 |
| 12. <リ><365(取引所為替証拠金取引) オーストラリアドル/円          |          |
| 13. <リ><365(取引所為替証拠金取引) スイスフラン/円             | ----- 29 |
| 14. <リ><365(取引所為替証拠金取引) カナダドル/円              |          |
| 15. <リ><365(取引所為替証拠金取引) ニュージーランド (NZ) ドル/円   | ----- 30 |
| 16. <リ><365(取引所為替証拠金取引) 南アフリカランド/円           |          |
| 17. <リ><365(取引所為替証拠金取引) ノルウェークローネ/円          | ----- 31 |
| 18. <リ><365(取引所為替証拠金取引) 香港ドル/円               |          |
| 19. <リ><365(取引所為替証拠金取引) スウェーデンクローナ/円         | ----- 32 |
| 20. <リ><365(取引所為替証拠金取引) ポーランドズロチ/円           |          |
| 21. <リ><365(取引所為替証拠金取引) ユーロ/米ドル              | ----- 33 |
| 22. <リ><365(取引所為替証拠金取引) 英ポンド/米ドル             |          |
| 23. <リ><365(取引所為替証拠金取引) 英ポンド/スイスフラン          | ----- 34 |
| 24. <リ><365(取引所為替証拠金取引) 米ドル/スイスフラン           |          |
| 25. <リ><365(取引所為替証拠金取引) 米ドル/カナダドル            | ----- 35 |
| 26. <リ><365(取引所為替証拠金取引) オーストラリアドル/米ドル        |          |
| 27. <リ><365(取引所為替証拠金取引) ユーロ/スイスフラン           | ----- 36 |
| 28. <リ><365(取引所為替証拠金取引) ユーロ/英ポンド             |          |
| 29. <リ><365(取引所為替証拠金取引) ニュージーランド (NZ) ドル/米ドル | ----- 37 |
| 30. <リ><365(取引所為替証拠金取引) ユーロ/オーストラリアドル        |          |
| 31. <リ><365(取引所為替証拠金取引) 英ポンド/オーストラリアドル       | ----- 38 |
| 32. <リ><365(取引所為替証拠金取引) 合計                   | ----- 39 |
| 33. <リ><株365(取引所株価指数証拠金取引) 日経225証拠金取引        | ----- 40 |
| 34. <リ><株365(取引所株価指数証拠金取引) DAX®証拠金取引         |          |
| 35. <リ><株365(取引所株価指数証拠金取引) FTSE100証拠金取引      | ----- 41 |
| 36. <リ><株365(取引所株価指数証拠金取引) FTSE 中国 25 証拠金取引  |          |
| 37. <リ><株365(取引所株価指数証拠金取引) 合計                | ----- 42 |
| 38. 全商品合計                                    | ----- 43 |

## CONTENTS

|   |          |
|---|----------|
| <b>I. Monthly Trading Volume, Open Interest,<br/>Exercise Notification &amp; Exercised Volume</b> | ----- 1  |
| <b>II. Monthly Review of Trading Volume &amp; Open Interest (Each Contract)</b>                   |          |
| 1. Three-month Euroyen futures  | ----- 15 |
| 2. Over-Night Call Rate futures   | ----- 17 |
| 3. Spot-Next Repo Rate futures  | ----- 17 |
| 4. Total of futures   | ----- 19 |
| 5. Put Option on Three-month Euroyen futures  | ----- 21 |
| 6. Call Option on Three-month Euroyen futures   |          |
| 7. Total of Options   | ----- 23 |
| 8. Total of Interest rate financial futures contracts   | ----- 25 |
| 9. U.S. Dollar-Japanese Yen Exchange Forex Margin contracts                                       | ----- 27 |
| 10. Euro-Japanese Yen Exchange Forex Margin contracts   |          |
| 11. British Pound-Japanese Yen Exchange Forex Margin contracts                                    | ----- 28 |
| 12. Australian Dollar-Japanese Yen Exchange Forex Margin contracts                                |          |
| 13. Swiss Franc-Japanese Yen Exchange Forex Margin contracts                                      | ----- 29 |
| 14. Canadian Dollar-Japanese Yen Exchange Forex Margin contracts                                  |          |
| 15. New Zealand Dollar-Japanese Yen Exchange Forex Margin contracts                               | ----- 30 |
| 16. South African Rand-Japanese Yen Exchange Forex Margin contracts                               |          |
| 17. Norwegian Krone-Japanese Yen Exchange Forex Margin contracts                                  | ----- 31 |
| 18. Hong Kong Dollar-Japanese Yen Exchange Forex Margin contracts                                 |          |
| 19. Swedish Krona-Japanese Yen Exchange Forex Margin contracts                                    | ----- 32 |
| 20. Polish Zloty-Japanese Yen Exchange Forex Margin contracts                                     |          |
| 21. Euro-U.S. Dollar Exchange Forex Margin contracts  | ----- 33 |
| 22. British Pound-U.S. Dollar Exchange Forex Margin contracts                                     |          |
| 23. British Pound-Swiss Franc Exchange Forex Margin contracts                                     | ----- 34 |
| 24. U.S. Dollar-Swiss Franc Exchange Forex Margin contracts                                       |          |
| 25. U.S. Dollar-Canadian Dollar Exchange Forex Margin contracts                                   | ----- 35 |
| 26. Australian Dollar-U.S. Dollar Exchange Forex Margin contracts                                 |          |
| 27. Euro-Swiss Franc Exchange Forex Margin contracts  | ----- 36 |
| 28. Euro-British Pound Exchange Forex Margin contracts  |          |
| 29. New Zealand Dollar-U.S. Dollar Exchange Forex Margin contracts                                | ----- 37 |
| 30. Euro-Australian Dollar Exchange Forex Margin contracts  |          |
| 31. British Pound-Australian Dollar Exchange Forex Margin contracts                               | ----- 38 |
| 32. Total of Exchange Forex Margin contracts  | ----- 39 |
| 33. Nikkei 225 Margin contracts   | ----- 40 |
| 34. DAX® Margin contracts   |          |
| 35. FTSE 100 Margin contracts   | ----- 41 |
| 36. FTSE China 25 Margin contracts  |          |
| 37. Total of Exchange Equity Index Margin contracts   | ----- 42 |
| 38. Exchange Total  | ----- 43 |

### Ⅲ. 年間相場表

|   |    |
|---|----|
| 1. ユーロ円3か月金利先物                              | 44 |
| 2. 無担保コールオーバーナイト金利先物                        | 45 |
| 3. GCレポスポット・ネクスト金利先物                        | 46 |
| 4. ユーロ円3か月金利先物プットオプション                      | 47 |
| 5. ユーロ円3か月金利先物コールオプション                      | 48 |
| 6. くりっく365(取引所為替証拠金取引) 米ドル/円                | 49 |
| 7. くりっく365(取引所為替証拠金取引) ユーロ/円                |    |
| 8. くりっく365(取引所為替証拠金取引) 英ポンド/円               |    |
| 9. くりっく365(取引所為替証拠金取引) オーストラリアドル/円          |    |
| 10. くりっく365(取引所為替証拠金取引) スイスフラン/円            | 50 |
| 11. くりっく365(取引所為替証拠金取引) カナダドル/円             |    |
| 12. くりっく365(取引所為替証拠金取引) ニュージーランド(NZ)ドル/円    |    |
| 13. くりっく365(取引所為替証拠金取引) 南アフリカランド/円          |    |
| 14. くりっく365(取引所為替証拠金取引) ノルウェークローネ/円         | 51 |
| 15. くりっく365(取引所為替証拠金取引) 香港ドル/円              |    |
| 16. くりっく365(取引所為替証拠金取引) スウェーデンクローナ/円        |    |
| 17. くりっく365(取引所為替証拠金取引) ポーランドズロチ/円          |    |
| 18. くりっく365(取引所為替証拠金取引) ユーロ/米ドル             | 52 |
| 19. くりっく365(取引所為替証拠金取引) 英ポンド/米ドル            |    |
| 20. くりっく365(取引所為替証拠金取引) 英ポンド/スイスフラン         |    |
| 21. くりっく365(取引所為替証拠金取引) 米ドル/スイスフラン          |    |
| 22. くりっく365(取引所為替証拠金取引) 米ドル/カナダドル           | 53 |
| 23. くりっく365(取引所為替証拠金取引) オーストラリアドル/米ドル       |    |
| 24. くりっく365(取引所為替証拠金取引) ユーロ/スイスフラン          |    |
| 25. くりっく365(取引所為替証拠金取引) ユーロ/英ポンド            |    |
| 26. くりっく365(取引所為替証拠金取引) ニュージーランド(NZ)ドル/米ドル  | 54 |
| 27. くりっく365(取引所為替証拠金取引) ユーロ/オーストラリアドル       |    |
| 28. くりっく365(取引所為替証拠金取引) 英ポンド/オーストラリアドル      |    |
| 29. くりっく株365(取引所株価指数証拠金取引) 日経225証拠金取引       | 55 |
| 30. くりっく株365(取引所株価指数証拠金取引) DAX®証拠金取引        |    |
| 31. くりっく株365(取引所株価指数証拠金取引) FTSE100証拠金取引     |    |
| 32. くりっく株365(取引所株価指数証拠金取引) FTSE 中国 25 証拠金取引 |    |

### Ⅲ. Annual Quotations

|   |    |
|---|----|
| 1. Three-month Euroyen futures                                      | 44 |
| 2. Over-Night Call Rate futures                                     | 45 |
| 3. Spot-Next Repo Rate futures                                      | 46 |
| 4. Put Option on Three-month Euroyen futures                        | 47 |
| 5. Call Option on Three-month Euroyen futures                       | 48 |
| 6. U.S. Dollar-Japanese Yen Exchange Forex Margin contracts         | 49 |
| 7. Euro-Japanese Yen Exchange Forex Margin contracts                |    |
| 8. British Pound-Japanese Yen Exchange Forex Margin contracts       |    |
| 9. Australian Dollar-Japanese Yen Exchange Forex Margin contracts   |    |
| 10. Swiss Franc-Japanese Yen Exchange Forex Margin contracts        | 50 |
| 11. Canadian Dollar-Japanese Yen Exchange Forex Margin contracts    |    |
| 12. New Zealand Dollar-Japanese Yen Exchange Forex Margin contracts |    |
| 13. South African Rand-Japanese Yen Exchange Forex Margin contracts |    |
| 14. Norwegian Krone-Japanese Yen Exchange Forex Margin contracts    | 51 |
| 15. Hong Kong Dollar-Japanese Yen Exchange Forex Margin contracts   |    |
| 16. Swedish Krona-Japanese Yen Exchange Forex Margin contracts      |    |
| 17. Polish Zloty-Japanese Yen Exchange Forex Margin contracts       |    |
| 18. Euro-U.S. Dollar Exchange Forex Margin contracts                | 52 |
| 19. British Pound-U.S. Dollar Exchange Forex Margin contracts       |    |
| 20. British Pound-Swiss Franc Exchange Forex Margin contracts       |    |
| 21. U.S. Dollar-Swiss Franc Exchange Forex Margin contracts         |    |
| 22. U.S. Dollar-Canadian Dollar Exchange Forex Margin contracts     | 53 |
| 23. Australian Dollar-U.S. Dollar Exchange Forex Margin contracts   |    |
| 24. Euro-Swiss Franc Exchange Forex Margin contracts                |    |
| 25. Euro-British Pound Exchange Forex Margin contracts              |    |
| 26. New Zealand Dollar-U.S. Dollar Exchange Forex Margin contracts  | 54 |
| 27. Euro-Australian Dollar Exchange Forex Margin contracts          |    |
| 28. British Pound-Australian Dollar Exchange Forex Margin contracts |    |
| 29. Nikkei 225 Margin contracts                                     | 55 |
| 30. DAX® Margin contracts   |    |
| 31. FTSE 100 Margin contracts                                       |    |
| 32. FTSE China 25 Margin contracts                                  |    |

本資料の著作権は、株式会社東京金融取引所にあります。  
The copyright of this document is held by the Tokyo Financial Exchange Inc.

2010 ANNUAL STATISTICS

I. 取引数量・建玉数量・権利行使・移行数量推移  
 Monthly Trading Volume, Open Interest, Exercise Notification & Exercised Volume

| 年月<br>Year or Month | ユーロ円3か月金利先物<br>Three-month Euroyen futures |                        |                                      |                          |
|---------------------|--|------------------------|--------------------------------------|--------------------------|
|                     | 取引数量                                       |                        | オプション<br>移行数量<br>Exercised<br>Volume | 建玉数量<br>Open<br>Interest |
|                     | Trading<br>Volume                          | 内ブロック取引<br>Block Trade |                                      |                          |
| 2005年・Annual        | 10,977,591                                 | 425,944                | 2,000                                | 1,418,937                |
| 2006年・Annual        | 31,495,084                                 | 495,028                | 439,652                              | 2,326,719                |
| 2007年・Annual        | 38,952,553                                 | 1,206,581              | 311,012                              | 2,215,711                |
| 2008年・Annual        | 22,372,133                                 | 801,002                | 292,730                              | 1,241,443                |
| 2009年・Annual        | 13,066,020                                 | 739,836                | 19,370                               | 962,534                  |
| 2010年・Annual        | 11,274,925                                 | 600,083                | 800                                  | 1,174,991                |
| 1月 January          | 637,601                                    | 33,346                 | -                                    | 1,000,136                |
| 2月 February         | 640,763                                    | 33,132                 | -                                    | 1,081,260                |
| 3月 March            | 956,096                                    | 64,146                 | 400                                  | 914,128                  |
| 4月 April            | 912,121                                    | 99,069                 | -                                    | 1,021,501                |
| 5月 May              | 920,412                                    | 62,914                 | -                                    | 1,093,042                |
| 6月 June             | 885,061                                    | 59,234                 | 400                                  | 876,051                  |
| 7月 July             | 1,004,957                                  | 27,760                 | -                                    | 1,005,137                |
| 8月 August           | 1,262,104                                  | 39,997                 | -                                    | 1,317,133                |
| 9月 September        | 983,697                                    | 18,730                 | -                                    | 1,091,159                |
| 10月 October         | 872,626                                    | 32,136                 | -                                    | 1,190,708                |
| 11月 November        | 1,241,847                                  | 66,680                 | -                                    | 1,337,397                |
| 12月 December        | 957,640                                    | 62,939                 | -                                    | 1,174,991                |

(注) 「建玉数量」は、年末又は月末時点の数量。  
 (Note) Open interests are year or month-end figures.

| 年月<br>Year or Month | 無担保コールオーバーナイト金利先物<br>Over-Night Call Rate futures |                        |                       | GCLレポスポット・ネクスト金利先物<br>Spot-Next Repo Rate futures |                        |                       |
|---------------------|---|------------------------|-----------------------|---|------------------------|-----------------------|
|                     | 取引数量  |                        | 建玉数量<br>Open Interest | 取引数量  |                        | 建玉数量<br>Open Interest |
|                     | Trading Volume                                    | 内ブロック取引<br>Block Trade |                       | Trading Volume                                    | 内ブロック取引<br>Block Trade |                       |
| 2005年・Annual        | -   | -                      | -                     | -   | -                      | -                     |
| 2006年・Annual        | -   | -                      | -                     | -   | -                      | -                     |
| 2007年・Annual        | 2,957   | -                      | 1,902                 | 100   | -                      | -                     |
| 2008年・Annual        | 2,299   | -                      | -                     | -   | -                      | -                     |
| 2009年・Annual        | -   | -                      | -                     | -   | -                      | -                     |
| 2010年・Annual        | -   | -                      | -                     | -   | -                      | -                     |
| 1月 January          | -   | -                      | -                     | -   | -                      | -                     |
| 2月 February         | -   | -                      | -                     | -   | -                      | -                     |
| 3月 March            | -   | -                      | -                     | -   | -                      | -                     |
| 4月 April            | -   | -                      | -                     | -   | -                      | -                     |
| 5月 May              | -   | -                      | -                     | -   | -                      | -                     |
| 6月 June             | -   | -                      | -                     | -   | -                      | -                     |
| 7月 July             | -   | -                      | -                     | -   | -                      | -                     |
| 8月 August           | -   | -                      | -                     | -   | -                      | -                     |
| 9月 September        | -   | -                      | -                     | -   | -                      | -                     |
| 10月 October         | -   | -                      | -                     | -   | -                      | -                     |
| 11月 November        | -   | -                      | -                     | -   | -                      | -                     |
| 12月 December        | -   | -                      | -                     | -   | -                      | -                     |

(注) 平成19年12月3日に翌日物金利を上場した。  
「建玉数量」は、年末又は月末時点の数量。

(Notes) TFX listed Over-Night Interest Rate futures on December 3, 2007.  
Open interests are year or month-end figures.

2010 ANNUAL STATISTICS

| 年月<br>Year or Month | 先物合計<br>Total of futures |                        |                                      |                          |
|---------------------|--------------------------|------------------------|--------------------------------------|--------------------------|
|                     | 取引数量                     |                        | オプション<br>移行数量<br>Exercised<br>Volume | 建玉数量<br>Open<br>Interest |
|                     | Trading<br>Volume        | 内ブロック取引<br>Block Trade |                                      |                          |
| 2005年・Annual        | 11,057,134               | 425,944                | 2,000                                | 1,420,387                |
| 2006年・Annual        | 31,508,764               | 495,028                | 439,652                              | 2,327,019                |
| 2007年・Annual        | 38,956,110               | 1,206,581              | 311,012                              | 2,217,613                |
| 2008年・Annual        | 22,374,432               | 801,002                | 292,730                              | 1,241,443                |
| 2009年・Annual        | 13,066,020               | 739,836                | 19,370                               | 962,534                  |
| 2010年・Annual        | 11,274,925               | 600,083                | 800                                  | 1,174,991                |
| 1月 January          | 637,601                  | 33,346                 | -                                    | 1,000,136                |
| 2月 February         | 640,763                  | 33,132                 | -                                    | 1,081,260                |
| 3月 March            | 956,096                  | 64,146                 | 400                                  | 914,128                  |
| 4月 April            | 912,121                  | 99,069                 | -                                    | 1,021,501                |
| 5月 May              | 920,412                  | 62,914                 | -                                    | 1,093,042                |
| 6月 June             | 885,061                  | 59,234                 | 400                                  | 876,051                  |
| 7月 July             | 1,004,957                | 27,760                 | -                                    | 1,005,137                |
| 8月 August           | 1,262,104                | 39,997                 | -                                    | 1,317,133                |
| 9月 September        | 983,697                  | 18,730                 | -                                    | 1,091,159                |
| 10月 October         | 872,626                  | 32,136                 | -                                    | 1,190,708                |
| 11月 November        | 1,241,847                | 66,680                 | -                                    | 1,337,397                |
| 12月 December        | 957,640                  | 62,939                 | -                                    | 1,174,991                |

(注) 「建玉数量」は、年末又は月末時点の数量。  
「先物合計」の取引数量・建玉数量(暦年)は、上場休止・廃止した商品を含む。  
(Note) Open interests are year or month-end figures.  
The annual trading volumes and annual open interests of "Total of futures"  
include the volumes of suspended and delisted products.

| 月日<br>(営業日数)<br>Date<br>(Trading Days) | ユーロ円3か月金利先物 プットオプション<br>Put Option on Three-month Euroyen futures |                        |  |                          | ユーロ円3か月金利先物 コールオプション<br>Call Option on Three-month Euroyen futures |                        |  |                          |
|--|---|------------------------|--|--------------------------|--|------------------------|--|--------------------------|
|  | 取引数量  |                        | 権利行使<br>申告数量<br>Exercise<br>Notification<br>Volume | 建玉数量<br>Open<br>Interest | 取引数量   |                        | 権利行使<br>申告数量<br>Exercise<br>Notification<br>Volume | 建玉数量<br>Open<br>Interest |
|  | Trading<br>Volume   | 内ブロック取引<br>Block Trade |  |                          | Trading<br>Volume  | 内ブロック取引<br>Block Trade |  |                          |
| 2005年・Annual                           | 27,200  | 10,500                 | -  | 22,500                   | 14,004   | 8,500                  | 2,000  | 10,000                   |
| 2006年・Annual                           | 2,277,423   | 1,070,112              | 129,506  | 342,220                  | 1,699,274  | 717,283                | 310,146  | 139,135                  |
| 2007年・Annual                           | 2,302,222   | 1,279,345              | 80,511   | 566,509                  | 1,358,451  | 669,235                | 230,501  | 300,236                  |
| 2008年・Annual                           | 804,364   | 445,158                | 103,755  | 31,569                   | 447,003  | 162,350                | 188,975  | 31,556                   |
| 2009年・Annual                           | 19,327  | 9,800                  | 3,052  | 1,350                    | 12,761   | 4,000                  | 16,318   | 960                      |
| 2010年・Annual                           | 200   | -                      | 200  | -                        | 200  | -                      | 600  | -                        |
| 1月 January                             | 200   | -                      | -  | 1,550                    | 200  | -                      | -  | 1,160                    |
| 2月 February                            | -   | -                      | -  | 1,550                    | -  | -                      | -  | 1,160                    |
| 3月 March                               | -   | -                      | -  | 700                      | -  | -                      | 400  | 400                      |
| 4月 April                               | -   | -                      | -  | 700                      | -  | -                      | -  | 400                      |
| 5月 May                                 | -   | -                      | -  | 700                      | -  | -                      | -  | 400                      |
| 6月 June                                | -   | -                      | 200  | -                        | -  | -                      | 200  | -                        |
| 7月 July                                | -   | -                      | -  | -                        | -  | -                      | -  | -                        |
| 8月 August                              | -   | -                      | -  | -                        | -  | -                      | -  | -                        |
| 9月 September                           | -   | -                      | -  | -                        | -  | -                      | -  | -                        |
| 10月 October                            | -   | -                      | -  | -                        | -  | -                      | -  | -                        |
| 11月 November                           | -   | -                      | -  | -                        | -  | -                      | -  | -                        |
| 12月 December                           | -   | -                      | -  | -                        | -  | -                      | -  | -                        |

(注) 「建玉数量」は、年末又は月末時点の数量。  
(Notes) Open interests are year or month-end figures.

2010 ANNUAL STATISTICS

| 月日<br>(営業日数)<br>Date<br>(Trading Days) | オプション合計<br>Total of Options |                        |  |                          | 金利先物等取引合計<br>Total of Interest rate<br>financial futures contracts |                        |                          |
|--|-----------------------------|------------------------|--|--------------------------|--|------------------------|--------------------------|
|  | 取引数量                        |                        | 権利行使<br>申告数量<br>Exercise<br>Notification<br>Volume | 建玉数量<br>Open<br>Interest | 取引数量   |                        | 建玉数量<br>Open<br>Interest |
|  | Trading<br>Volume           | 内ブロック取引<br>Block Trade |  |                          | Trading<br>Volume  | 内ブロック取引<br>Block Trade |                          |
| 2005年・Annual                           | 41,204                      | 19,000                 | 2,000  | 32,500                   | 11,098,338   | 444,944                | 1,452,887                |
| 2006年・Annual                           | 3,976,697                   | 1,787,395              | 439,652  | 481,355                  | 35,485,461   | 2,282,423              | 2,808,374                |
| 2007年・Annual                           | 3,660,673                   | 1,948,580              | 311,012  | 866,745                  | 42,616,783   | 3,155,161              | 3,084,358                |
| 2008年・Annual                           | 1,251,367                   | 607,508                | 292,730  | 63,125                   | 23,625,799   | 1,408,510              | 1,304,568                |
| 2009年・Annual                           | 32,088                      | 13,800                 | 19,370   | 2,310                    | 13,098,108   | 753,636                | 964,844                  |
| 2010年・Annual                           | 400                         | -                      | 800  | -                        | 11,275,325   | 600,083                | 1,174,991                |
| 1月 January                             | 400                         | -                      | -  | 2,710                    | 638,001  | 33,346                 | 1,002,846                |
| 2月 February                            | -                           | -                      | -  | 2,710                    | 640,763  | 33,132                 | 1,083,970                |
| 3月 March                               | -                           | -                      | 400  | 1,100                    | 956,096  | 64,146                 | 915,228                  |
| 4月 April                               | -                           | -                      | -  | 1,100                    | 912,121  | 99,069                 | 1,022,601                |
| 5月 May                                 | -                           | -                      | -  | 1,100                    | 920,412  | 62,914                 | 1,094,142                |
| 6月 June                                | -                           | -                      | 400  | -                        | 885,061  | 59,234                 | 876,051                  |
| 7月 July                                | -                           | -                      | -  | -                        | 1,004,957  | 27,760                 | 1,005,137                |
| 8月 August                              | -                           | -                      | -  | -                        | 1,262,104  | 39,997                 | 1,317,133                |
| 9月 September                           | -                           | -                      | -  | -                        | 983,697  | 18,730                 | 1,091,159                |
| 10月 October                            | -                           | -                      | -  | -                        | 872,626  | 32,136                 | 1,190,708                |
| 11月 November                           | -                           | -                      | -  | -                        | 1,241,847  | 66,680                 | 1,337,397                |
| 12月 December                           | -                           | -                      | -  | -                        | 957,640  | 62,939                 | 1,174,991                |

(注) 「建玉数量」は、年末又は月末時点の数量。  
「金利先物等取引合計」の取引数量・建玉数量(暦年)は、上場休止・廃止した商品を含む。

(Note) Open interests are year or month-end figures.

The annual trading volumes and annual open interests of "Total of Interest rate financial futures contracts" include the volumes of suspended and delisted products.

| 年 月<br>Year or Month | くりっく365<br>(取引所為替証拠金取引)<br>米ドル/円<br>U.S. Dollar-Japanese Yen<br>Exchange Forex Margin contracts |                  | くりっく365<br>(取引所為替証拠金取引)<br>ユーロ/円<br>Euro-Japanese Yen<br>Exchange Forex Margin contracts |                  | くりっく365<br>(取引所為替証拠金取引)<br>英ポンド/円<br>British Pound-Japanese Yen<br>Exchange Forex Margin contracts |                  | くりっく365<br>(取引所為替証拠金取引)<br>オーストラリアドル/円<br>Australian Dollar-Japanese Yen<br>Exchange Forex Margin contracts |                  |
|----------------------|---|------------------|--|------------------|--|------------------|---|------------------|
|                      | 取引数量  | 建玉数量             | 取引数量   | 建玉数量             | 取引数量   | 建玉数量             | 取引数量  | 建玉数量             |
|                      | Trading<br>Volume   | Open<br>Interest | Trading<br>Volume  | Open<br>Interest | Trading<br>Volume  | Open<br>Interest | Trading<br>Volume   | Open<br>Interest |
| 2005年・Annual         | 916,748   | 15,652           | 182,428  | 1,978            | 224,200  | 4,355            | 231,171   | 10,406           |
| 2006年・Annual         | 4,926,033   | 50,291           | 1,147,363  | 6,703            | 1,975,208  | 11,989           | 974,108   | 22,019           |
| 2007年・Annual         | 7,629,879   | 76,972           | 4,070,296  | 13,767           | 6,041,471  | 29,174           | 6,835,958   | 44,341           |
| 2008年・Annual         | 13,177,698  | 37,365           | 5,883,330  | 12,130           | 7,634,056  | 11,170           | 9,246,469   | 43,330           |
| 2009年・Annual         | 20,198,781  | 216,080          | 9,961,673  | 26,936           | 16,266,521   | 31,169           | 17,793,787  | 109,895          |
| 2010年・Annual         | 27,551,634  | 287,035          | 19,921,565   | 107,120          | 17,108,444   | 98,160           | 34,272,436  | 179,005          |
| 1月 January           | 3,049,092   | 186,563          | 1,367,709  | 79,713           | 2,258,329  | 46,459           | 2,753,058   | 194,501          |
| 2月 February          | 1,437,384   | 274,733          | 1,217,868  | 80,192           | 1,162,726  | 63,145           | 1,994,839   | 209,525          |
| 3月 March             | 1,689,116   | 262,665          | 1,035,106  | 53,782           | 1,446,704  | 51,418           | 1,916,415   | 102,234          |
| 4月 April             | 2,086,461   | 181,042          | 1,398,456  | 63,562           | 1,755,877  | 53,406           | 2,719,445   | 114,214          |
| 5月 May               | 2,297,329   | 101,599          | 3,274,746  | 63,740           | 2,746,687  | 44,808           | 5,794,036   | 224,457          |
| 6月 June              | 1,403,804   | 157,170          | 1,854,670  | 81,414           | 1,304,887  | 47,176           | 3,509,181   | 259,939          |
| 7月 July              | 1,916,195   | 197,961          | 1,605,033  | 58,602           | 1,312,218  | 36,762           | 3,473,598   | 205,735          |
| 8月 August            | 2,106,315   | 194,297          | 1,610,786  | 76,946           | 971,084  | 53,701           | 2,334,072   | 257,897          |
| 9月 September         | 2,653,972   | 236,211          | 1,723,064  | 73,248           | 1,132,170  | 58,960           | 2,364,236   | 181,166          |
| 10月 October          | 2,966,197   | 288,468          | 1,353,403  | 61,090           | 893,066  | 56,915           | 2,225,867   | 245,249          |
| 11月 November         | 2,924,337   | 243,016          | 1,963,978  | 99,527           | 1,055,617  | 53,173           | 2,909,227   | 277,311          |
| 12月 December         | 3,021,432   | 287,035          | 1,516,746  | 107,120          | 1,069,079  | 98,160           | 2,278,462   | 179,005          |

(注) 「建玉数量」は、年末又は月末時点の数量。  
(Note) Open interests are year or month-end figures.

2010 ANNUAL STATISTICS

| 年 月<br>Year or Month | くりっく365<br>(取引所為替証拠金取引)<br>スイスフラン/円<br>Swiss Franc-Japanese Yen<br>Exchange Forex Margin contracts |                  | くりっく365<br>(取引所為替証拠金取引)<br>カナダドル/円<br>Canadian Dollar-Japanese Yen<br>Exchange Forex Margin contracts |                  | くりっく365<br>(取引所為替証拠金取引)<br>NZドル/円<br>New Zealand Dollar-Japanese Yen<br>Exchange Forex Margin contracts |                  | くりっく365<br>(取引所為替証拠金取引)<br>南アフリカランド/円<br>South African Rand-Japanese Yen<br>Exchange Forex Margin contracts |                  |
|----------------------|--|------------------|---|------------------|---|------------------|---|------------------|
|                      | 取引数量   | 建玉数量             | 取引数量  | 建玉数量             | 取引数量  | 建玉数量             | 取引数量  | 建玉数量             |
|                      | Trading<br>Volume  | Open<br>Interest | Trading<br>Volume   | Open<br>Interest | Trading<br>Volume   | Open<br>Interest | Trading<br>Volume   | Open<br>Interest |
| 2005年・Annual         | 34,329   | 1,122            | 47,689  | 1,455            | 429,954   | 31,181           | -   | -                |
| 2006年・Annual         | 454,085  | 8,612            | 642,578   | 30,565           | 1,135,366   | 20,756           | -   | -                |
| 2007年・Annual         | 669,032  | 3,882            | 2,005,416   | 9,403            | 6,330,039   | 44,833           | -   | -                |
| 2008年・Annual         | 768,754  | 833              | 1,334,653   | 2,466            | 4,966,753   | 34,944           | 48,086  | 4,023            |
| 2009年・Annual         | 183,224  | 1,671            | 467,812   | 3,831            | 2,097,853   | 30,889           | 860,162   | 12,087           |
| 2010年・Annual         | 368,567  | 6,883            | 927,926   | 11,671           | 2,196,138   | 40,343           | 1,185,379   | 23,372           |
| 1月 January           | 17,984   | 1,655            | 47,408  | 3,712            | 117,403   | 37,730           | 88,295  | 30,151           |
| 2月 February          | 18,345   | 2,097            | 35,880  | 3,572            | 113,812   | 39,544           | 117,662   | 42,673           |
| 3月 March             | 15,388   | 2,861            | 82,143  | 9,951            | 108,297   | 33,682           | 93,209  | 15,655           |
| 4月 April             | 23,815   | 2,396            | 112,758   | 8,372            | 139,602   | 28,436           | 105,117   | 22,062           |
| 5月 May               | 31,163   | 2,175            | 107,780   | 5,671            | 205,805   | 32,769           | 190,083   | 30,439           |
| 6月 June              | 29,126   | 2,589            | 61,096  | 7,596            | 122,618   | 34,240           | 87,462  | 35,811           |
| 7月 July              | 17,468   | 2,769            | 67,745  | 8,120            | 125,405   | 32,192           | 78,321  | 30,750           |
| 8月 August            | 26,983   | 1,942            | 85,945  | 12,688           | 213,581   | 46,365           | 68,572  | 39,310           |
| 9月 September         | 30,376   | 3,354            | 88,967  | 10,439           | 276,820   | 37,901           | 75,347  | 28,043           |
| 10月 October          | 34,296   | 2,655            | 48,546  | 13,298           | 201,377   | 37,033           | 88,880  | 43,649           |
| 11月 November         | 49,544   | 2,743            | 83,822  | 9,877            | 321,536   | 38,123           | 100,149   | 37,644           |
| 12月 December         | 74,079   | 6,883            | 105,836   | 11,671           | 249,882   | 40,343           | 92,282  | 23,372           |

| 年 月<br>Year or Month | くりっく365<br>(取引所為替証拠金取引)<br>ノルウェークローネ/円<br>Norwegian Krone-Japanese Yen<br>Exchange Forex Margin contracts |                  | くりっく365<br>(取引所為替証拠金取引)<br>香港ドル/円<br>Hong Kong Dollar-Japanese Yen<br>Exchange Forex Margin contracts |                  | くりっく365<br>(取引所為替証拠金取引)<br>スウェーデンクローナ/円<br>Swedish Krona-Japanese Yen<br>Exchange Forex Margin contracts |                  | くりっく365<br>(取引所為替証拠金取引)<br>ポーランドズロチ/円<br>Polish Zloty-Japanese Yen<br>Exchange Forex Margin contracts |                  |
|----------------------|---|------------------|---|------------------|--|------------------|---|------------------|
|                      | 取引数量  | 建玉数量             | 取引数量  | 建玉数量             | 取引数量   | 建玉数量             | 取引数量  | 建玉数量             |
|                      | Trading<br>Volume   | Open<br>Interest | Trading<br>Volume   | Open<br>Interest | Trading<br>Volume  | Open<br>Interest | Trading<br>Volume   | Open<br>Interest |
| 2005年・Annual         | -   | -                | -   | -                | -  | -                | -   | -                |
| 2006年・Annual         | -   | -                | -   | -                | -  | -                | -   | -                |
| 2007年・Annual         | -   | -                | -   | -                | -  | -                | -   | -                |
| 2008年・Annual         | 1,948   | 209              | 2,014   | 47               | 592  | 21               | 22,335  | 1,916            |
| 2009年・Annual         | 27,956  | 395              | 21,825  | 735              | 15,926   | 175              | 217,530   | 8,240            |
| 2010年・Annual         | 36,144  | 1,128            | 53,830  | 811              | 21,591   | 301              | 152,485   | 4,131            |
| 1月 January           | 2,035   | 832              | 2,518   | 658              | 853  | 355              | 23,631  | 7,636            |
| 2月 February          | 2,793   | 948              | 4,404   | 371              | 1,376  | 345              | 18,662  | 5,923            |
| 3月 March             | 2,359   | 924              | 9,359   | 358              | 2,069  | 343              | 13,255  | 3,325            |
| 4月 April             | 2,294   | 682              | 19,660  | 422              | 1,963  | 321              | 15,013  | 5,278            |
| 5月 May               | 5,545   | 833              | 3,878   | 325              | 2,872  | 159              | 28,690  | 4,668            |
| 6月 June              | 1,834   | 954              | 1,089   | 521              | 1,037  | 184              | 13,384  | 5,253            |
| 7月 July              | 1,793   | 804              | 686   | 695              | 705  | 163              | 6,385   | 3,647            |
| 8月 August            | 3,334   | 1,141            | 1,722   | 799              | 952  | 248              | 6,719   | 3,973            |
| 9月 September         | 3,567   | 891              | 2,534   | 652              | 1,318  | 221              | 6,702   | 3,166            |
| 10月 October          | 2,658   | 1,128            | 1,355   | 854              | 1,026  | 236              | 4,589   | 3,209            |
| 11月 November         | 4,319   | 1,766            | 4,005   | 744              | 4,710  | 310              | 9,420   | 4,204            |
| 12月 December         | 3,613   | 1,128            | 2,620   | 811              | 2,710  | 301              | 6,035   | 4,131            |

2010 ANNUAL STATISTICS

| 年 月<br>Year or Month | くりっく365<br>(取引所為替証拠金取引)<br>ユーロ/米ドル<br>Euro-U.S. Dollar<br>Exchange Forex Margin contracts |                  | くりっく365<br>(取引所為替証拠金取引)<br>英ポンド/米ドル<br>British Pound-U.S. Dollar<br>Exchange Forex Margin contracts |                  | くりっく365<br>(取引所為替証拠金取引)<br>英ポンド/スイスフラン<br>British Pound-Swiss Franc<br>Exchange Forex Margin contracts |                  | くりっく365<br>(取引所為替証拠金取引)<br>米ドル/スイスフラン<br>U.S. Dollar-Swiss Franc<br>Exchange Forex Margin contracts |                  |
|----------------------|---|------------------|---|------------------|--|------------------|---|------------------|
|                      | 取引数量  | 建玉数量             | 取引数量  | 建玉数量             | 取引数量   | 建玉数量             | 取引数量  | 建玉数量             |
|                      | Trading<br>Volume   | Open<br>Interest | Trading<br>Volume   | Open<br>Interest | Trading<br>Volume  | Open<br>Interest | Trading<br>Volume   | Open<br>Interest |
| 2005年・Annual         | -   | -                | -   | -                | -  | -                | -   | -                |
| 2006年・Annual         | -   | -                | -   | -                | -  | -                | -   | -                |
| 2007年・Annual         | -   | -                | -   | -                | -  | -                | -   | -                |
| 2008年・Annual         | 141,449   | 2,704            | 19,796  | 279              | 2,329  | 52               | 11,313  | 407              |
| 2009年・Annual         | 1,116,564   | 6,234            | 426,937   | 2,287            | 27,895   | 303              | 75,115  | 820              |
| 2010年・Annual         | 3,674,987   | 15,356           | 555,891   | 1,436            | 79,909   | 1,736            | 145,093   | 3,967            |
| 1月 January           | 110,186   | 6,640            | 42,566  | 1,724            | 5,126  | 276              | 4,937   | 452              |
| 2月 February          | 100,412   | 5,686            | 28,751  | 1,577            | 1,283  | 334              | 4,175   | 288              |
| 3月 March             | 136,607   | 8,005            | 40,093  | 3,214            | 2,442  | 484              | 6,369   | 625              |
| 4月 April             | 118,684   | 7,012            | 38,622  | 2,515            | 2,506  | 400              | 5,997   | 299              |
| 5月 May               | 192,789   | 5,621            | 28,636  | 787              | 1,993  | 257              | 4,858   | 276              |
| 6月 June              | 110,835   | 5,678            | 24,105  | 881              | 1,296  | 291              | 3,369   | 284              |
| 7月 July              | 102,072   | 7,740            | 35,117  | 2,233            | 3,088  | 290              | 5,102   | 853              |
| 8月 August            | 156,255   | 8,369            | 54,262  | 873              | 3,805  | 566              | 7,672   | 1,113            |
| 9月 September         | 212,311   | 15,430           | 50,845  | 1,118            | 6,234  | 755              | 27,879  | 3,322            |
| 10月 October          | 639,145   | 20,675           | 72,961  | 2,128            | 14,303   | 609              | 22,579  | 2,346            |
| 11月 November         | 983,784   | 13,451           | 74,556  | 1,349            | 10,202   | 567              | 24,302  | 1,968            |
| 12月 December         | 811,907   | 15,356           | 65,377  | 1,436            | 27,631   | 1,736            | 27,854  | 3,967            |

| 年 月<br>Year or Month | くりっく365<br>(取引所為替証拠金取引)<br>米ドル／カナダドル<br>U.S. Dollar-Canadian Dollar<br>Exchange Forex Margin contracts |                  | くりっく365<br>(取引所為替証拠金取引)<br>オーストラリアドル／米ドル<br>Australian Dollar-U.S. Dollar<br>Exchange Forex Margin contracts |                  | くりっく365<br>(取引所為替証拠金取引)<br>ユーロ／スイスフラン<br>Euro-Swiss Franc<br>Exchange Forex Margin contracts |                  | くりっく365<br>(取引所為替証拠金取引)<br>ユーロ／英ポンド<br>Euro-British Pound<br>Exchange Forex Margin contracts |                  |
|----------------------|--|------------------|--|------------------|--|------------------|--|------------------|
|                      | 取引数量   | 建玉数量             | 取引数量   | 建玉数量             | 取引数量   | 建玉数量             | 取引数量   | 建玉数量             |
|                      | Trading<br>Volume  | Open<br>Interest | Trading<br>Volume  | Open<br>Interest | Trading<br>Volume  | Open<br>Interest | Trading<br>Volume  | Open<br>Interest |
| 2005年・Annual         | -  | -                | -  | -                | -  | -                | -  | -                |
| 2006年・Annual         | -  | -                | -  | -                | -  | -                | -  | -                |
| 2007年・Annual         | -  | -                | -  | -                | -  | -                | -  | -                |
| 2008年・Annual         | 3,939  | 144              | 15,763   | 1,168            | 1,100  | 78               | 10,453   | 330              |
| 2009年・Annual         | 45,869   | 382              | 542,598  | 6,261            | 20,485   | 735              | 88,194   | 245              |
| 2010年・Annual         | 111,927  | 1,845            | 1,003,682  | 8,555            | 82,892   | 2,236            | 100,441  | 902              |
| 1月 January           | 4,412  | 260              | 57,767   | 5,124            | 3,152  | 939              | 5,238  | 408              |
| 2月 February          | 2,058  | 272              | 42,586   | 3,761            | 3,095  | 1,022            | 3,824  | 215              |
| 3月 March             | 7,151  | 1,051            | 34,350   | 2,900            | 7,945  | 1,911            | 8,521  | 227              |
| 4月 April             | 18,889   | 1,124            | 33,519   | 2,392            | 4,303  | 1,611            | 4,828  | 497              |
| 5月 May               | 9,423  | 605              | 38,903   | 3,432            | 3,704  | 622              | 5,404  | 275              |
| 6月 June              | 6,325  | 809              | 21,095   | 3,245            | 3,715  | 991              | 4,422  | 355              |
| 7月 July              | 4,198  | 1,122            | 40,925   | 1,739            | 3,860  | 719              | 2,081  | 243              |
| 8月 August            | 12,740   | 648              | 36,532   | 1,824            | 2,900  | 794              | 4,459  | 614              |
| 9月 September         | 13,113   | 818              | 78,329   | 3,434            | 6,504  | 556              | 11,166   | 472              |
| 10月 October          | 9,999  | 706              | 190,281  | 5,057            | 7,993  | 638              | 20,830   | 1,076            |
| 11月 November         | 12,211   | 692              | 262,358  | 7,270            | 12,266   | 885              | 16,123   | 608              |
| 12月 December         | 11,408   | 1,845            | 167,037  | 8,555            | 23,455   | 2,236            | 13,545   | 902              |

2010 ANNUAL STATISTICS

| 年 月<br>Year or Month | くりっく365<br>(取引所為替証拠金取引)<br>NZドル/米ドル<br>New Zealand Dollar-U.S. Dollar<br>Exchange Forex Margin contracts |                  | くりっく365<br>(取引所為替証拠金取引)<br>ユーロ/オーストラリアドル<br>Euro-Australian Dollar<br>Exchange Forex Margin contracts |                  | くりっく365<br>(取引所為替証拠金取引)<br>英ポンド/オーストラリアドル<br>British Pound-Australian Dollar<br>Exchange Forex Margin contracts |                  |
|----------------------|--|------------------|---|------------------|---|------------------|
|                      | 取引数量   | 建玉数量             | 取引数量  | 建玉数量             | 取引数量  | 建玉数量             |
|                      | Trading<br>Volume  | Open<br>Interest | Trading<br>Volume   | Open<br>Interest | Trading<br>Volume   | Open<br>Interest |
| 2005年・Annual         | -  | -                | -   | -                | -   | -                |
| 2006年・Annual         | -  | -                | -   | -                | -   | -                |
| 2007年・Annual         | -  | -                | -   | -                | -   | -                |
| 2008年・Annual         | 5,000  | 400              | 2,351   | 26               | 1,087   | 59               |
| 2009年・Annual         | 38,640   | 399              | 24,891  | 505              | 59,698  | 742              |
| 2010年・Annual         | 94,114   | 375              | 208,708   | 2,647            | 81,296  | 642              |
| 1月 January           | 2,863  | 477              | 2,815   | 526              | 4,701   | 809              |
| 2月 February          | 2,173  | 347              | 5,291   | 598              | 3,336   | 454              |
| 3月 March             | 2,401  | 429              | 9,490   | 643              | 4,938   | 438              |
| 4月 April             | 3,470  | 543              | 12,418  | 964              | 4,913   | 416              |
| 5月 May               | 3,555  | 293              | 19,796  | 1,264            | 5,822   | 358              |
| 6月 June              | 2,214  | 260              | 6,750   | 945              | 3,284   | 557              |
| 7月 July              | 1,974  | 226              | 8,064   | 731              | 5,416   | 414              |
| 8月 August            | 3,673  | 276              | 5,102   | 677              | 6,567   | 327              |
| 9月 September         | 29,477   | 2,714            | 13,055  | 1,255            | 5,162   | 285              |
| 10月 October          | 13,481   | 426              | 57,179  | 1,400            | 10,682  | 607              |
| 11月 November         | 20,446   | 519              | 38,535  | 1,303            | 10,784  | 625              |
| 12月 December         | 8,387  | 375              | 30,213  | 2,647            | 15,691  | 642              |

| 年 月<br>Year or Month | くりっく365<br>(取引所為替証拠金取引)<br>合計<br>Total of Exchange Forex<br>Margin contracts |                          |
|----------------------|--|--------------------------|
|                      | 取引数量<br>Trading<br>Volume  | 建玉数量<br>Open<br>Interest |
| 2005年・Annual         | 2,066,519  | 66,149                   |
| 2006年・Annual         | 11,254,741   | 150,935                  |
| 2007年・Annual         | 33,582,091   | 222,372                  |
| 2008年・Annual         | 43,301,268   | 154,101                  |
| 2009年・Annual         | 70,579,936   | 461,016                  |
| 2010年・Annual         | 109,935,079  | 799,657                  |
| 1月 January           | 9,972,078  | 607,600                  |
| 2月 February          | 6,322,735  | 737,622                  |
| 3月 March             | 6,673,727  | 557,125                  |
| 4月 April             | 8,628,610  | 497,966                  |
| 5月 May               | 15,003,497   | 525,433                  |
| 6月 June              | 8,577,598  | 647,143                  |
| 7月 July              | 8,817,449  | 594,510                  |
| 8月 August            | 7,724,032  | 705,388                  |
| 9月 September         | 8,813,148  | 664,411                  |
| 10月 October          | 8,880,693  | 789,452                  |
| 11月 November         | 10,896,231   | 797,675                  |
| 12月 December         | 9,625,281  | 799,657                  |

- (注) 「建玉数量」は、年末又は月末時点の数量。  
「全商品合計」の取引数量・建玉数量(暦年)は、上場休止・廃止した商品を含む。
- (Note) Open interests are year or month-end figures.  
The annual trading volumes and annual open interests of "Exchange Total"  
include the volumes of suspended and delisted products.

2010 ANNUAL STATISTICS

| 年 月<br>Year or Month | くりっく株365<br>(取引所株価指数証拠金取引)<br>日経 225 証拠金取引                               |                          | くりっく株365<br>(取引所株価指数証拠金取引)<br>DAX®証拠金取引                            |                          | くりっく株365<br>(取引所株価指数証拠金取引)<br>FTSE100 証拠金取引                            |                          | くりっく株365<br>(取引所株価指数証拠金取引)<br>FTSE 中国 25 証拠金取引                              |                          |
|----------------------|--|--------------------------|--|--------------------------|--|--------------------------|---|--------------------------|
|                      | Nikkei 225 Margin contracts<br>Exchange Equity Index Margin<br>contracts |                          | DAX® Margin contracts<br>Exchange Equity Index Margin<br>contracts |                          | FTSE 100 Margin contracts<br>Exchange Equity Index Margin<br>contracts |                          | FTSE China 25 Margin contracts<br>Exchange Equity Index Margin<br>contracts |                          |
|                      | 取引数量<br>Trading<br>Volume  | 建玉数量<br>Open<br>Interest | 取引数量<br>Trading<br>Volume  | 建玉数量<br>Open<br>Interest | 取引数量<br>Trading<br>Volume  | 建玉数量<br>Open<br>Interest | 取引数量<br>Trading<br>Volume   | 建玉数量<br>Open<br>Interest |
| 2005年・Annual         | -  | -                        | -  | -                        | -  | -                        | -   | -                        |
| 2006年・Annual         | -  | -                        | -  | -                        | -  | -                        | -   | -                        |
| 2007年・Annual         | -  | -                        | -  | -                        | -  | -                        | -   | -                        |
| 2008年・Annual         | -  | -                        | -  | -                        | -  | -                        | -   | -                        |
| 2009年・Annual         | -  | -                        | -  | -                        | -  | -                        | -   | -                        |
| 2010年・Annual         | 62,000   | 2,210                    | 3,616  | 181                      | 1,857  | 181                      | 218   | 60                       |
| 1月 January           | -  | -                        | -  | -                        | -  | -                        | -   | -                        |
| 2月 February          | -  | -                        | -  | -                        | -  | -                        | -   | -                        |
| 3月 March             | -  | -                        | -  | -                        | -  | -                        | -   | -                        |
| 4月 April             | -  | -                        | -  | -                        | -  | -                        | -   | -                        |
| 5月 May               | -  | -                        | -  | -                        | -  | -                        | -   | -                        |
| 6月 June              | -  | -                        | -  | -                        | -  | -                        | -   | -                        |
| 7月 July              | -  | -                        | -  | -                        | -  | -                        | -   | -                        |
| 8月 August            | -  | -                        | -  | -                        | -  | -                        | -   | -                        |
| 9月 September         | -  | -                        | -  | -                        | -  | -                        | -   | -                        |
| 10月 October          | -  | -                        | -  | -                        | -  | -                        | -   | -                        |
| 11月 November         | 9,478  | 1,137                    | 514  | 41                       | 218  | 27                       | -   | -                        |
| 12月 December         | 52,522   | 2,210                    | 3,102  | 181                      | 1,639  | 181                      | 218   | 60                       |

(注) 「建玉数量」は、年末又は月末時点の数量。  
(Note) Open interests are year or month-end figures.

| 年 月<br>Year or Month | くりっく株365<br>(取引所株価指数証拠金取引)<br>合計<br>Total of Exchange Equity Index<br>Margin contracts |                  |
|----------------------|--|------------------|
|                      | 取引数量   | 建玉数量             |
|                      | Trading<br>Volume  | Open<br>Interest |
| 2005年・Annual         | -  | -                |
| 2006年・Annual         | -  | -                |
| 2007年・Annual         | -  | -                |
| 2008年・Annual         | -  | -                |
| 2009年・Annual         | -  | -                |
| 2010年・Annual         | 67,691   | 2,632            |
| 1月 January           | -  | -                |
| 2月 February          | -  | -                |
| 3月 March             | -  | -                |
| 4月 April             | -  | -                |
| 5月 May               | -  | -                |
| 6月 June              | -  | -                |
| 7月 July              | -  | -                |
| 8月 August            | -  | -                |
| 9月 September         | -  | -                |
| 10月 October          | -  | -                |
| 11月 November         | 10,210   | 1,205            |
| 12月 December         | 57,481   | 2,632            |

| 月 日<br>(営業日数)<br>Date<br>(Trading Days) | 全商品合計<br>Exchange Total   |                        |                          |
|---|---------------------------|------------------------|--------------------------|
|   | 取引数量                      |                        | 建玉数量<br>Open<br>Interest |
|   | 取引数量<br>Trading<br>Volume | 内ブロック取引<br>Block Trade |                          |
| 2005年・Annual                            | 13,164,857                | 444,944                | 1,519,036                |
| 2006年・Annual                            | 46,740,202                | 2,282,423              | 2,959,309                |
| 2007年・Annual                            | 76,198,874                | 3,155,161              | 3,306,730                |
| 2008年・Annual                            | 66,927,067                | 1,408,510              | 1,458,669                |
| 2009年・Annual                            | 83,678,044                | 753,636                | 1,425,860                |
| 2010年・Annual                            | 121,278,095               | 600,083                | 1,977,280                |
| 1月 January                              | 10,610,079                | 33,346                 | 1,610,446                |
| 2月 February                             | 6,963,498                 | 33,132                 | 1,821,592                |
| 3月 March                                | 7,629,823                 | 64,146                 | 1,472,353                |
| 4月 April                                | 9,540,731                 | 99,069                 | 1,520,567                |
| 5月 May                                  | 15,923,909                | 62,914                 | 1,619,575                |
| 6月 June                                 | 9,462,659                 | 59,234                 | 1,523,194                |
| 7月 July                                 | 9,822,406                 | 27,760                 | 1,599,647                |
| 8月 August                               | 8,986,136                 | 39,997                 | 2,022,521                |
| 9月 September                            | 9,796,845                 | 18,730                 | 1,755,570                |
| 10月 October                             | 9,753,319                 | 32,136                 | 1,980,160                |
| 11月 November                            | 12,148,288                | 66,680                 | 2,135,072                |
| 12月 December                            | 10,640,402                | 62,939                 | 1,977,280                |

- (注) 「建玉数量」は、年末又は月末時点の数量。  
「全商品合計」の取引数量・建玉数量(暦年)は、上場休止・廃止した商品を含む。
- (Note) Open interests are year or month-end figures.  
The annual trading volumes and annual open interests of  
"Exchange Total" include the volumes of suspended and delisted products.

II. 取引数量・建玉数量 月別推移表 (商品別)  
 Monthly Review of Trading Volume & Open Interest (Each Contract)

1. ユーロ円 3ヵ月金利先物  
 Three-month Euroyen futures

| 年 月<br>Year or Month | 取引<br>日数<br>Trading<br>Days | 取引数量<br>Trading Volume   |                          |            |                         |            |   | 合算数量<br>Aggregate Volume |  |            |        |
|----------------------|-----------------------------|--------------------------|--------------------------|------------|-------------------------|------------|---|--------------------------|--|------------|--------|
|                      |                             | 1日平均<br>Daily<br>Average | 最大<br>Single<br>Day High |            | 最小<br>Single<br>Day Low |            | 自己取引数量<br>Volume of<br>House<br>Account |                          | 受託取引数量<br>Volume of<br>Customers'<br>Account |            |        |
|                      |                             |                          | 月日<br>Date               | 月日<br>Date | 月日<br>Date              | 月日<br>Date | 比率<br>Share                             | 比率<br>Share              |  |            |        |
| 2005年・Annual         | 245                         | 10,977,591               | 44,806                   | 189,571    | 8.11                    | 4,977      | 5.30                                    | 9,157,146                | 41.7 %                                       | 12,798,036 | 58.3 % |
| 2006年・Annual         | 248                         | 31,495,084               | 126,996                  | 509,937    | 6.8                     | 27,011     | 1.24                                    | 22,254,012               | 35.3 %                                       | 40,736,156 | 64.7 % |
| 2007年・Annual         | 245                         | 38,952,553               | 158,990                  | 469,478    | 2.21                    | 30,474     | 12.26                                   | 23,841,352               | 30.6 %                                       | 54,063,754 | 69.4 % |
| 2008年・Annual         | 245                         | 22,372,133               | 91,315                   | 246,044    | 4.25                    | 19,207     | 12.26                                   | 12,979,782               | 29.0 %                                       | 31,764,484 | 71.0 % |
| 2009年・Annual         | 243                         | 13,066,020               | 53,770                   | 290,304    | 12.1                    | 11,800     | 12.30                                   | 8,736,104                | 33.4 %                                       | 17,395,936 | 66.6 % |
| 2010年・Annual         | 245                         | 11,274,925               | 46,020                   | 154,153    | 7.5                     | 6,229      | 12.27                                   | 6,309,713                | 28.0 %                                       | 16,240,137 | 72.0 % |
| 1月 January           | 19                          | 637,601                  | 33,558                   | 67,058     | 22                      | 15,478     | 19                                      | 302,441                  | 23.7 %                                       | 972,761    | 76.3 % |
| 2月 February          | 19                          | 640,763                  | 33,724                   | 81,149     | 19                      | 14,674     | 15                                      | 337,275                  | 26.3 %                                       | 944,251    | 73.7 % |
| 3月 March             | 22                          | 956,096                  | 43,459                   | 89,498     | 5                       | 23,176     | 1                                       | 489,566                  | 25.6 %                                       | 1,422,626  | 74.4 % |
| 4月 April             | 21                          | 912,121                  | 43,434                   | 66,406     | 22                      | 19,502     | 27                                      | 497,793                  | 27.3 %                                       | 1,326,449  | 72.7 % |
| 5月 May               | 18                          | 920,412                  | 51,134                   | 152,721    | 26                      | 16,981     | 18                                      | 475,178                  | 25.8 %                                       | 1,365,646  | 74.2 % |
| 6月 June              | 22                          | 885,061                  | 40,230                   | 84,811     | 8                       | 10,631     | 17                                      | 449,677                  | 25.4 %                                       | 1,320,445  | 74.6 % |
| 7月 July              | 21                          | 1,004,957                | 47,855                   | 154,153    | 5                       | 17,791     | 23                                      | 584,220                  | 29.1 %                                       | 1,425,694  | 70.9 % |
| 8月 August            | 22                          | 1,262,104                | 57,368                   | 104,581    | 13                      | 25,614     | 2                                       | 685,412                  | 27.2 %                                       | 1,838,796  | 72.8 % |
| 9月 September         | 20                          | 983,697                  | 49,185                   | 109,652    | 6                       | 22,076     | 29                                      | 594,046                  | 30.2 %                                       | 1,373,348  | 69.8 % |
| 10月 October          | 20                          | 872,626                  | 43,631                   | 109,769    | 5                       | 18,433     | 21                                      | 587,119                  | 33.6 %                                       | 1,158,133  | 66.4 % |
| 11月 November         | 20                          | 1,241,847                | 62,092                   | 124,075    | 30                      | 12,981     | 22                                      | 684,188                  | 27.5 %                                       | 1,799,506  | 72.5 % |
| 12月 December         | 21                          | 957,640                  | 45,602                   | 94,042     | 16                      | 6,229      | 27                                      | 622,798                  | 32.5 %                                       | 1,292,482  | 67.5 % |

1989年 6月30日上場  
Contract launched on June 30th, 1989.

| 合算数量<br>Aggregate<br>Volume | オプション<br>移行数量<br>Exercised<br>Volume | 建 玉 数 量<br>Open Interest       |                          |            |                         |            | 年 月<br>Year or Month |
|-----------------------------|--------------------------------------|--------------------------------|--------------------------|------------|-------------------------|------------|----------------------|
|                             |                                      | 年月末<br>End of Year<br>or Month | 最大<br>Single<br>Day High |            | 最小<br>Single<br>Day Low |            |                      |
|                             |                                      |                                | 月日<br>Date               | 月日<br>Date | 月日<br>Date              | 月日<br>Date |                      |
| 21,955,182                  | 2,000                                | 1,418,937                      | 1,632,408                | 12.19      | 833,556                 | 3.15       | 2005年・Annual         |
| 62,990,168                  | 439,652                              | 2,326,719                      | 3,142,155                | 12.18      | 1,425,549               | 1.4        | 2006年・Annual         |
| 77,905,106                  | 311,012                              | 2,215,711                      | 3,442,501                | 6.18       | 2,168,863               | 12.18      | 2007年・Annual         |
| 44,744,266                  | 292,730                              | 1,241,443                      | 2,674,132                | 3.6        | 1,168,128               | 12.16      | 2008年・Annual         |
| 26,132,040                  | 19,370                               | 962,534                        | 1,398,380                | 3.16       | 902,915                 | 3.17       | 2009年・Annual         |
| 22,549,850                  | 800                                  | 1,174,991                      | 1,429,199                | 12.13      | 825,865                 | 6.15       | 2010年・Annual         |
| 1,275,202                   | -                                    | 1,000,136                      | 1,013,199                | 22         | 963,119                 | 4          | 1月 January           |
| 1,281,526                   | -                                    | 1,081,260                      | 1,081,404                | 25         | 998,819                 | 1          | 2月 February          |
| 1,912,192                   | 400                                  | 914,128                        | 1,182,967                | 15         | 908,559                 | 17         | 3月 March             |
| 1,824,242                   | -                                    | 1,021,501                      | 1,021,501                | 30         | 911,034                 | 1          | 4月 April             |
| 1,840,824                   | -                                    | 1,093,042                      | 1,135,129                | 27         | 1,025,781               | 6          | 5月 May               |
| 1,770,122                   | 400                                  | 876,051                        | 1,103,293                | 11         | 825,865                 | 15         | 6月 June              |
| 2,009,914                   | -                                    | 1,005,137                      | 1,005,137                | 30         | 873,143                 | 2          | 7月 July              |
| 2,524,208                   | -                                    | 1,317,133                      | 1,317,133                | 31         | 1,015,343               | 3          | 8月 August            |
| 1,967,394                   | -                                    | 1,091,159                      | 1,394,016                | 9          | 1,085,443               | 14         | 9月 September         |
| 1,745,252                   | -                                    | 1,190,708                      | 1,190,970                | 28         | 1,081,727               | 4          | 10月 October          |
| 2,483,694                   | -                                    | 1,337,397                      | 1,337,397                | 30         | 1,192,821               | 1          | 11月 November         |
| 1,915,280                   | -                                    | 1,174,991                      | 1,429,199                | 13         | 1,120,788               | 14         | 12月 December         |

2010 ANNUAL STATISTICS

2.無担保コールオーバーナイト金利先物

Over-Night Call Rate futures

| 年 月<br>Year or Month | 取引<br>日数<br>Trading<br>Days | 取 引 数 量<br>Trading Volume |                          |                         |            |   |             | 約 定 数 量<br>Transaction Volume                |        |       |        |
|----------------------|-----------------------------|---------------------------|--------------------------|-------------------------|------------|---|-------------|--|--------|-------|--------|
|                      |                             | 1日平均<br>Daily<br>Average  | 最大<br>Single<br>Day High | 最小<br>Single<br>Day Low |            | 自己取引数量<br>Volume of<br>House<br>Account |             | 受託取引数量<br>Volume of<br>Customers'<br>Account |        |       |        |
|                      |                             |                           |                          | 月日<br>Date              | 月日<br>Date | 比率<br>Share                             | 比率<br>Share |  |        |       |        |
| 2005年・Annual         | -                           | -                         | -                        | -                       | -          | -                                       | -           | -  | -      | -     | -      |
| 2006年・Annual         | -                           | -                         | -                        | -                       | -          | -                                       | -           | -  | -      | -     | -      |
| 2007年・Annual         | 19                          | 2,957                     | 156                      | 1,900                   | 12.4       | -                                       | 12.6        | 1,304  | 22.0 % | 4,610 | 78.0 % |
| 2008年・Annual         | 245                         | 2,299                     | 9                        | 2,000                   | 1.8        | -                                       | 1.7         | 399  | 8.7 %  | 4,199 | 91.3 % |
| 2009年・Annual         | 243                         | -                         | -                        | -                       | -          | -                                       | -           | -  | -      | -     | -      |
| 2010年・Annual         | 245                         | -                         | -                        | -                       | -          | -                                       | -           | -  | -      | -     | -      |
| 1月 January           | 19                          | -                         | -                        | -                       | -          | -                                       | -           | -  | -      | -     | -      |
| 2月 February          | 19                          | -                         | -                        | -                       | -          | -                                       | -           | -  | -      | -     | -      |
| 3月 March             | 22                          | -                         | -                        | -                       | -          | -                                       | -           | -  | -      | -     | -      |
| 4月 April             | 21                          | -                         | -                        | -                       | -          | -                                       | -           | -  | -      | -     | -      |
| 5月 May               | 18                          | -                         | -                        | -                       | -          | -                                       | -           | -  | -      | -     | -      |
| 6月 June              | 22                          | -                         | -                        | -                       | -          | -                                       | -           | -  | -      | -     | -      |
| 7月 July              | 21                          | -                         | -                        | -                       | -          | -                                       | -           | -  | -      | -     | -      |
| 8月 August            | 22                          | -                         | -                        | -                       | -          | -                                       | -           | -  | -      | -     | -      |
| 9月 September         | 20                          | -                         | -                        | -                       | -          | -                                       | -           | -  | -      | -     | -      |
| 10月 October          | 20                          | -                         | -                        | -                       | -          | -                                       | -           | -  | -      | -     | -      |
| 11月 November         | 20                          | -                         | -                        | -                       | -          | -                                       | -           | -  | -      | -     | -      |
| 12月 December         | 21                          | -                         | -                        | -                       | -          | -                                       | -           | -  | -      | -     | -      |

(注) 「約定数量」は、往復計算による。  
(Note) "Transaction Volume" is on a round-trip basis.

3.GCレポスポット・ネクスト金利先物

Spot-Next Repo Rate futures

| 年 月<br>Year or Month | 取引<br>日数<br>Trading<br>Days | 取 引 数 量<br>Trading Volume |                          |                         |            |   |             | 約 定 数 量<br>Transaction Volume                |        |     |        |
|----------------------|-----------------------------|---------------------------|--------------------------|-------------------------|------------|---|-------------|--|--------|-----|--------|
|                      |                             | 1日平均<br>Daily<br>Average  | 最大<br>Single<br>Day High | 最小<br>Single<br>Day Low |            | 自己取引数量<br>Volume of<br>House<br>Account |             | 受託取引数量<br>Volume of<br>Customers'<br>Account |        |     |        |
|                      |                             |                           |                          | 月日<br>Date              | 月日<br>Date | 比率<br>Share                             | 比率<br>Share |  |        |     |        |
| 2005年・Annual         | -                           | -                         | -                        | -                       | -          | -                                       | -           | -  | -      | -   | -      |
| 2006年・Annual         | -                           | -                         | -                        | -                       | -          | -                                       | -           | -  | -      | -   | -      |
| 2007年・Annual         | 19                          | 100                       | 5                        | 100                     | 12.3       | -                                       | 12.4        | 100  | 50.0 % | 100 | 50.0 % |
| 2008年・Annual         | 245                         | -                         | -                        | -                       | -          | -                                       | -           | -  | -      | -   | -      |
| 2009年・Annual         | 243                         | -                         | -                        | -                       | -          | -                                       | -           | -  | -      | -   | -      |
| 2010年・Annual         | 245                         | -                         | -                        | -                       | -          | -                                       | -           | -  | -      | -   | -      |
| 1月 January           | 19                          | -                         | -                        | -                       | -          | -                                       | -           | -  | -      | -   | -      |
| 2月 February          | 19                          | -                         | -                        | -                       | -          | -                                       | -           | -  | -      | -   | -      |
| 3月 March             | 22                          | -                         | -                        | -                       | -          | -                                       | -           | -  | -      | -   | -      |
| 4月 April             | 21                          | -                         | -                        | -                       | -          | -                                       | -           | -  | -      | -   | -      |
| 5月 May               | 18                          | -                         | -                        | -                       | -          | -                                       | -           | -  | -      | -   | -      |
| 6月 June              | 22                          | -                         | -                        | -                       | -          | -                                       | -           | -  | -      | -   | -      |
| 7月 July              | 21                          | -                         | -                        | -                       | -          | -                                       | -           | -  | -      | -   | -      |
| 8月 August            | 22                          | -                         | -                        | -                       | -          | -                                       | -           | -  | -      | -   | -      |
| 9月 September         | 20                          | -                         | -                        | -                       | -          | -                                       | -           | -  | -      | -   | -      |
| 10月 October          | 20                          | -                         | -                        | -                       | -          | -                                       | -           | -  | -      | -   | -      |
| 11月 November         | 20                          | -                         | -                        | -                       | -          | -                                       | -           | -  | -      | -   | -      |
| 12月 December         | 21                          | -                         | -                        | -                       | -          | -                                       | -           | -  | -      | -   | -      |

(注) 「約定数量」は、往復計算による。  
(Note) "Transaction Volume" is on a round-trip basis.

2007年 12月3日上場  
Contract launched on December 3th, 2007.

| 約定数量<br>Transaction Volume | 建玉数量<br>Open Interest         |                       |             |                      |             | 年 月<br>Year or Month |
|----------------------------|-------------------------------|-----------------------|-------------|----------------------|-------------|----------------------|
|                            | 年 月 末<br>End of Year or Month | 最大<br>Single Day High | 月 日<br>Date | 最小<br>Single Day Low | 月 日<br>Date |                      |
| -                          | -                             | -                     | -           | -                    | -           | 2005年・Annual         |
| -                          | -                             | -                     | -           | -                    | -           | 2006年・Annual         |
| 5,914                      | 1,902                         | 1,904                 | 12.18       | 751                  | 12.3        | 2007年・Annual         |
| 4,598                      | -                             | 3,201                 | 1.10        | -                    | 7.2         | 2008年・Annual         |
| -                          | -                             | -                     | -           | -                    | -           | 2009年・Annual         |
| -                          | -                             | -                     | -           | -                    | -           | 2010年・Annual         |
| -                          | -                             | -                     | -           | -                    | -           | 1月 January           |
| -                          | -                             | -                     | -           | -                    | -           | 2月 February          |
| -                          | -                             | -                     | -           | -                    | -           | 3月 March             |
| -                          | -                             | -                     | -           | -                    | -           | 4月 April             |
| -                          | -                             | -                     | -           | -                    | -           | 5月 May               |
| -                          | -                             | -                     | -           | -                    | -           | 6月 June              |
| -                          | -                             | -                     | -           | -                    | -           | 7月 July              |
| -                          | -                             | -                     | -           | -                    | -           | 8月 August            |
| -                          | -                             | -                     | -           | -                    | -           | 9月 September         |
| -                          | -                             | -                     | -           | -                    | -           | 10月 October          |
| -                          | -                             | -                     | -           | -                    | -           | 11月 November         |
| -                          | -                             | -                     | -           | -                    | -           | 12月 December         |

2007年 12月3日上場  
Contract launched on December 3th, 2007.

| 約定数量<br>Transaction Volume | 建玉数量<br>Open Interest         |                       |             |                      |             | 年 月<br>Year or Month |
|----------------------------|-------------------------------|-----------------------|-------------|----------------------|-------------|----------------------|
|                            | 年 月 末<br>End of Year or Month | 最大<br>Single Day High | 月 日<br>Date | 最小<br>Single Day Low | 月 日<br>Date |                      |
| -                          | -                             | -                     | -           | -                    | -           | 2005年・Annual         |
| -                          | -                             | -                     | -           | -                    | -           | 2006年・Annual         |
| 200                        | -                             | 100                   | 12.3        | -                    | 12.27       | 2007年・Annual         |
| -                          | -                             | -                     | -           | -                    | -           | 2008年・Annual         |
| -                          | -                             | -                     | -           | -                    | -           | 2009年・Annual         |
| -                          | -                             | -                     | -           | -                    | -           | 2010年・Annual         |
| -                          | -                             | -                     | -           | -                    | -           | 1月 January           |
| -                          | -                             | -                     | -           | -                    | -           | 2月 February          |
| -                          | -                             | -                     | -           | -                    | -           | 3月 March             |
| -                          | -                             | -                     | -           | -                    | -           | 4月 April             |
| -                          | -                             | -                     | -           | -                    | -           | 5月 May               |
| -                          | -                             | -                     | -           | -                    | -           | 6月 June              |
| -                          | -                             | -                     | -           | -                    | -           | 7月 July              |
| -                          | -                             | -                     | -           | -                    | -           | 8月 August            |
| -                          | -                             | -                     | -           | -                    | -           | 9月 September         |
| -                          | -                             | -                     | -           | -                    | -           | 10月 October          |
| -                          | -                             | -                     | -           | -                    | -           | 11月 November         |
| -                          | -                             | -                     | -           | -                    | -           | 12月 December         |

2010 ANNUAL STATISTICS

4. 先物合計

Total of futures

| 年 月<br>Year or Month | 取引<br>日数<br>Trading<br>Days | 取引数量<br>Trading Volume   |                          |            |                         |            |   | 合算数量<br>Aggregate Volume |  |             |        |
|----------------------|-----------------------------|--------------------------|--------------------------|------------|-------------------------|------------|---|--------------------------|--|-------------|--------|
|                      |                             | 1日平均<br>Daily<br>Average | 最大<br>Single<br>Day High | 月日<br>Date | 最小<br>Single<br>Day Low | 月日<br>Date | 自己取引数量<br>Volume of<br>House<br>Account | 比率<br>Share              | 受託取引数量<br>Volume of<br>Customers'<br>Account | 比率<br>Share |        |
| 2005年・Annual         | 245                         | 11,057,134               | 45,131                   | 191,271    | 8.11                    | 4,977      | 5.30                                    | 9,309,657                | 42.1 %                                       | 12,804,611  | 57.9 % |
| 2006年・Annual         | 248                         | 31,508,764               | 127,051                  | 509,937    | 6.8                     | 27,011     | 1.24                                    | 22,276,272               | 35.3 %                                       | 40,741,256  | 64.7 % |
| 2007年・Annual         | 245                         | 38,956,110               | 159,005                  | 469,678    | 2.21                    | 30,474     | 12.26                                   | 23,843,256               | 30.6 %                                       | 54,068,964  | 69.4 % |
| 2008年・Annual         | 245                         | 22,374,432               | 91,324                   | 246,044    | 4.25                    | 19,207     | 12.26                                   | 12,980,181               | 29.0 %                                       | 31,768,683  | 71.0 % |
| 2009年・Annual         | 243                         | 13,066,020               | 53,770                   | 290,304    | 12.1                    | 11,800     | 12.30                                   | 8,736,104                | 33.4 %                                       | 17,395,936  | 66.6 % |
| 2010年・Annual         | 245                         | 11,274,925               | 46,020                   | 154,153    | 7.5                     | 6,229      | 12.27                                   | 6,309,713                | 28.0 %                                       | 16,240,137  | 72.0 % |
| 1月 January           | 19                          | 637,601                  | 33,558                   | 67,058     | 22                      | 15,478     | 19                                      | 302,441                  | 23.7 %                                       | 972,761     | 76.3 % |
| 2月 February          | 19                          | 640,763                  | 33,724                   | 81,149     | 19                      | 14,674     | 15                                      | 337,275                  | 26.3 %                                       | 944,251     | 73.7 % |
| 3月 March             | 22                          | 956,096                  | 43,459                   | 89,498     | 5                       | 23,176     | 1                                       | 489,566                  | 25.6 %                                       | 1,422,626   | 74.4 % |
| 4月 April             | 21                          | 912,121                  | 43,434                   | 66,406     | 22                      | 19,502     | 27                                      | 497,793                  | 27.3 %                                       | 1,326,449   | 72.7 % |
| 5月 May               | 18                          | 920,412                  | 51,134                   | 152,721    | 26                      | 16,981     | 18                                      | 475,178                  | 25.8 %                                       | 1,365,646   | 74.2 % |
| 6月 June              | 22                          | 885,061                  | 40,230                   | 84,811     | 8                       | 10,631     | 17                                      | 449,677                  | 25.4 %                                       | 1,320,445   | 74.6 % |
| 7月 July              | 21                          | 1,004,957                | 47,855                   | 154,153    | 5                       | 17,791     | 23                                      | 584,220                  | 29.1 %                                       | 1,425,694   | 70.9 % |
| 8月 August            | 22                          | 1,262,104                | 57,368                   | 104,581    | 13                      | 25,614     | 2                                       | 685,412                  | 27.2 %                                       | 1,838,796   | 72.8 % |
| 9月 September         | 20                          | 983,697                  | 49,185                   | 109,652    | 6                       | 22,076     | 29                                      | 594,046                  | 30.2 %                                       | 1,373,348   | 69.8 % |
| 10月 October          | 20                          | 872,626                  | 43,631                   | 109,769    | 5                       | 18,433     | 21                                      | 587,119                  | 33.6 %                                       | 1,158,133   | 66.4 % |
| 11月 November         | 20                          | 1,241,847                | 62,092                   | 124,075    | 30                      | 12,981     | 22                                      | 684,188                  | 27.5 %                                       | 1,799,506   | 72.5 % |
| 12月 December         | 21                          | 957,640                  | 45,602                   | 94,042     | 16                      | 6,229      | 27                                      | 622,798                  | 32.5 %                                       | 1,292,482   | 67.5 % |

(注) 先物合計の年間・月間の1日平均取引数量は、各商品の1日平均取引数量を合算している。  
 「合算数量」は往復計算による。2002年以前のものではLIFFE受管分を含み、2003年以降は含まない。  
 「取引数量」および「合算数量」は、ストラテジー取引からの振替分を含む。  
 「先物合計」の取引数量・建玉数量(暦年)は、上場廃止した商品を含む。

(Note) The daily trading averages of annual and monthly volumes for futures are calculated by adding the daily trading averages of each.  
 "Aggregate Volume" is on a round-trip basis, and includes the volumes transferred from LIFFE before 2002, and excluded after 2003.  
 "Trading Volume" and "Aggregate Volume" include the volumes of contracts executed by Strategy Trade.  
 The annual trading volumes and annual open interests of "Total of futures" include the volumes of suspended and delisted products.

| 合算数量<br>Aggregate<br>Volume | オプション<br>移行数量<br>Exercised<br>Volume | 建 玉 数 量<br>Open Interest       |                          |            |                         |            | 年 月<br>Year or Month |
|-----------------------------|--------------------------------------|--------------------------------|--------------------------|------------|-------------------------|------------|----------------------|
|                             |                                      | 年月末<br>End of Year<br>or Month | 最大<br>Single<br>Day High | 月日<br>Date | 最小<br>Single<br>Day Low | 月日<br>Date |                      |
| 22,114,268                  | 2,000                                | 1,420,387                      | 1,633,578                | 12.19      | 839,546                 | 3.15       | 2005年・Annual         |
| 63,017,528                  | 439,652                              | 2,327,019                      | 3,142,555                | 12.18      | 1,426,999               | 1.4        | 2006年・Annual         |
| 77,912,220                  | 311,012                              | 2,217,613                      | 3,442,501                | 6.18       | 2,170,867               | 12.18      | 2007年・Annual         |
| 44,748,864                  | 292,730                              | 1,241,443                      | 2,674,632                | 3.6        | 1,168,128               | 12.16      | 2008年・Annual         |
| 26,132,040                  | 19,370                               | 962,534                        | 1,398,380                | 3.16       | 902,915                 | 3.17       | 2009年・Annual         |
| 22,549,850                  | 800                                  | 1,174,991                      | 1,429,199                | 12.13      | 825,865                 | 6.15       | 2010年・Annual         |
| 1,275,202                   | -                                    | 1,000,136                      | 1,013,199                | 22         | 963,119                 | 4          | 1月 January           |
| 1,281,526                   | -                                    | 1,081,260                      | 1,081,404                | 25         | 998,819                 | 1          | 2月 February          |
| 1,912,192                   | 400                                  | 914,128                        | 1,182,967                | 15         | 908,559                 | 17         | 3月 March             |
| 1,824,242                   | -                                    | 1,021,501                      | 1,021,501                | 30         | 911,034                 | 1          | 4月 April             |
| 1,840,824                   | -                                    | 1,093,042                      | 1,135,129                | 27         | 1,025,781               | 6          | 5月 May               |
| 1,770,122                   | 400                                  | 876,051                        | 1,103,293                | 11         | 825,865                 | 15         | 6月 June              |
| 2,009,914                   | -                                    | 1,005,137                      | 1,005,137                | 30         | 873,143                 | 2          | 7月 July              |
| 2,524,208                   | -                                    | 1,317,133                      | 1,317,133                | 31         | 1,015,343               | 3          | 8月 August            |
| 1,967,394                   | -                                    | 1,091,159                      | 1,394,016                | 9          | 1,085,443               | 14         | 9月 September         |
| 1,745,252                   | -                                    | 1,190,708                      | 1,190,970                | 28         | 1,081,727               | 4          | 10月 October          |
| 2,483,694                   | -                                    | 1,337,397                      | 1,337,397                | 30         | 1,192,821               | 1          | 11月 November         |
| 1,915,280                   | -                                    | 1,174,991                      | 1,429,199                | 13         | 1,120,788               | 14         | 12月 December         |

2010 ANNUAL STATISTICS

5.ユーロ円3か月金利先物 プットオプション

Put Option on Three-month Euroyen futures

| 年 月<br>Year or Month | 取引<br>日数<br>Trading<br>Days | 取引数量<br>Trading Volume   |                          |                         |            |   |             | 約定数量<br>Transaction Volume                   |        |           |         |
|----------------------|-----------------------------|--------------------------|--------------------------|-------------------------|------------|---|-------------|--|--------|-----------|---------|
|                      |                             | 1日平均<br>Daily<br>Average | 最大<br>Single<br>Day High | 最小<br>Single<br>Day Low |            | 自己取引数量<br>Volume of<br>House<br>Account |             | 受託取引数量<br>Volume of<br>Customers'<br>Account |        |           |         |
|                      |                             |                          |                          | 月日<br>Date              | 月日<br>Date | 比率<br>Share                             | 比率<br>Share |  |        |           |         |
| 2005年・Annual         | 245                         | 27,200                   | 111                      | 10,000                  | 11.17      | -                                       | 1.4         | -  | 0.0 %  | 54,400    | 100.0 % |
| 2006年・Annual         | 248                         | 2,277,423                | 9,183                    | 101,502                 | 3.31       | -                                       | 1.4         | 112,295                                      | 2.5 %  | 4,442,551 | 97.5 %  |
| 2007年・Annual         | 245                         | 2,302,222                | 9,397                    | 109,400                 | 8.15       | -                                       | 3.8         | 199,823                                      | 4.3 %  | 4,404,621 | 95.7 %  |
| 2008年・Annual         | 245                         | 804,364                  | 3,283                    | 44,250                  | 4.21       | -                                       | 1.4         | 96,615                                       | 6.0 %  | 1,512,113 | 94.0 %  |
| 2009年・Annual         | 243                         | 19,327                   | 80                       | 9,800                   | 5.20       | -                                       | 1.5         | 5,817  | 15.0 % | 32,837    | 85.0 %  |
| 2010年・Annual         | 245                         | 200                      | 1                        | 200                     | 1.27       | -                                       | 1.4         | 200  | 50.0 % | 200       | 50.0 %  |
| 1月 January           | 19                          | 200                      | 11                       | 200                     | 27         | -                                       | 4           | 200  | 50.0 % | 200       | 50.0 %  |
| 2月 February          | 19                          | -                        | -                        | -                       | -          | -                                       | -           | -  | - %    | -         | - %     |
| 3月 March             | 22                          | -                        | -                        | -                       | -          | -                                       | -           | -  | - %    | -         | - %     |
| 4月 April             | 21                          | -                        | -                        | -                       | -          | -                                       | -           | -  | - %    | -         | - %     |
| 5月 May               | 18                          | -                        | -                        | -                       | -          | -                                       | -           | -  | - %    | -         | - %     |
| 6月 June              | 22                          | -                        | -                        | -                       | -          | -                                       | -           | -  | - %    | -         | - %     |
| 7月 July              | 21                          | -                        | -                        | -                       | -          | -                                       | -           | -  | - %    | -         | - %     |
| 8月 August            | 22                          | -                        | -                        | -                       | -          | -                                       | -           | -  | - %    | -         | - %     |
| 9月 September         | 20                          | -                        | -                        | -                       | -          | -                                       | -           | -  | - %    | -         | - %     |
| 10月 October          | 20                          | -                        | -                        | -                       | -          | -                                       | -           | -  | - %    | -         | - %     |
| 11月 November         | 20                          | -                        | -                        | -                       | -          | -                                       | -           | -  | - %    | -         | - %     |
| 12月 December         | 21                          | -                        | -                        | -                       | -          | -                                       | -           | -  | - %    | -         | - %     |

(注) 「約定数量」は、往復計算による。  
(Note) "Transaction Volume" is on a round-trip basis.

6.ユーロ円3か月金利先物 コールオプション

Call Option on Three-month Euroyen futures

| 年 月<br>Year or Month | 取引<br>日数<br>Trading<br>Days | 取引数量<br>Trading Volume   |                          |                         |            |   |             | 約定数量<br>Aggregate Volume                     |        |           |         |
|----------------------|-----------------------------|--------------------------|--------------------------|-------------------------|------------|---|-------------|--|--------|-----------|---------|
|                      |                             | 1日平均<br>Daily<br>Average | 最大<br>Single<br>Day High | 最小<br>Single<br>Day Low |            | 自己取引数量<br>Volume of<br>House<br>Account |             | 受託取引数量<br>Volume of<br>Customers'<br>Account |        |           |         |
|                      |                             |                          |                          | 月日<br>Date              | 月日<br>Date | 比率<br>Share                             | 比率<br>Share |  |        |           |         |
| 2005年・Annual         | 245                         | 14,004                   | 57                       | 5,000                   | 11.17      | -                                       | 1.4         | -  | 0.0 %  | 28,008    | 100.0 % |
| 2006年・Annual         | 248                         | 1,699,274                | 6,852                    | 54,223                  | 3.16       | -                                       | 1.4         | 115,830                                      | 3.4 %  | 3,282,718 | 96.6 %  |
| 2007年・Annual         | 245                         | 1,358,451                | 5,545                    | 59,175                  | 8.24       | -                                       | 1.4         | 174,023                                      | 6.4 %  | 2,542,879 | 93.6 %  |
| 2008年・Annual         | 245                         | 447,003                  | 1,825                    | 32,651                  | 3.6        | -                                       | 1.4         | 63,581                                       | 7.1 %  | 830,425   | 92.9 %  |
| 2009年・Annual         | 245                         | 12,761                   | 52                       | 3,600                   | 1.22       | -                                       | 1.7         | 3,500  | 13.7 % | 22,022    | 86.3 %  |
| 2010年・Annual         | 245                         | 200                      | 1                        | 200                     | 1.27       | -                                       | 1.4         | 200  | 50.0 % | 200       | 50.0 %  |
| 1月 January           | 19                          | 200                      | 11                       | 200                     | 27         | -                                       | 4           | 200  | 50.0 % | 200       | 50.0 %  |
| 2月 February          | 19                          | -                        | -                        | -                       | -          | -                                       | -           | -  | - %    | -         | - %     |
| 3月 March             | 22                          | -                        | -                        | -                       | -          | -                                       | -           | -  | - %    | -         | - %     |
| 4月 April             | 21                          | -                        | -                        | -                       | -          | -                                       | -           | -  | - %    | -         | - %     |
| 5月 May               | 18                          | -                        | -                        | -                       | -          | -                                       | -           | -  | - %    | -         | - %     |
| 6月 June              | 22                          | -                        | -                        | -                       | -          | -                                       | -           | -  | - %    | -         | - %     |
| 7月 July              | 21                          | -                        | -                        | -                       | -          | -                                       | -           | -  | - %    | -         | - %     |
| 8月 August            | 22                          | -                        | -                        | -                       | -          | -                                       | -           | -  | - %    | -         | - %     |
| 9月 September         | 20                          | -                        | -                        | -                       | -          | -                                       | -           | -  | - %    | -         | - %     |
| 10月 October          | 20                          | -                        | -                        | -                       | -          | -                                       | -           | -  | - %    | -         | - %     |
| 11月 November         | 20                          | -                        | -                        | -                       | -          | -                                       | -           | -  | - %    | -         | - %     |
| 12月 December         | 21                          | -                        | -                        | -                       | -          | -                                       | -           | -  | - %    | -         | - %     |

(注) 「約定数量」は、往復計算による。  
(Note) "Transaction Volume" is on a round-trip basis.

1991年 7月 8日上場  
Contract launched on July 8th, 1991.

| 約定数量<br>Transaction Volume | 建玉数量<br>Open Interest            |                          |             |                         |             | 権利行使<br>申告数量<br>Volume of<br>Exercise<br>Notification | 年 月<br>Year or Month |
|----------------------------|----------------------------------|--------------------------|-------------|-------------------------|-------------|---|----------------------|
|                            | 年 月 末<br>End of Year<br>or Month | 最大<br>Single<br>Day High | 月 日<br>Date | 最小<br>Single<br>Day Low | 月 日<br>Date |   |                      |
| 54,400                     | 22,500                           | 22,500                   | 12.19       | -                       | 1.4         | -   | 2005年・Annual         |
| 4,554,846                  | 342,220                          | 930,166                  | 12.11       | 22,500                  | 1.4         | 129,506   | 2006年・Annual         |
| 4,604,444                  | 566,509                          | 704,051                  | 12.17       | 215,814                 | 3.20        | 80,511  | 2007年・Annual         |
| 1,608,728                  | 31,569                           | 717,380                  | 3.6         | 31,569                  | 12.25       | 103,755   | 2008年・Annual         |
| 38,654                     | 1,350                            | 34,831                   | 3.4         | 1,350                   | 12.15       | 3,052   | 2009年・Annual         |
| 400                        | -                                | 1,550                    | 1.27        | -                       | 6.15        | 200   | 2010年・Annual         |
| 400                        | 1,550                            | 1,550                    | 27          | 1,350                   | 4           | -   | 1月 January           |
| -                          | 1,550                            | 1,550                    | 1           | 1,550                   | 1           | -   | 2月 February          |
| -                          | 700                              | 1,550                    | 1           | 700                     | 16          | -   | 3月 March             |
| -                          | 700                              | 700                      | 1           | 700                     | 1           | -   | 4月 April             |
| -                          | 700                              | 700                      | 6           | 700                     | 6           | -   | 5月 May               |
| -                          | -                                | 700                      | 1           | -                       | 15          | 200   | 6月 June              |
| -                          | -                                | -                        | -           | -                       | -           | -   | 7月 July              |
| -                          | -                                | -                        | -           | -                       | -           | -   | 8月 August            |
| -                          | -                                | -                        | -           | -                       | -           | -   | 9月 September         |
| -                          | -                                | -                        | -           | -                       | -           | -   | 10月 October          |
| -                          | -                                | -                        | -           | -                       | -           | -   | 11月 November         |
| -                          | -                                | -                        | -           | -                       | -           | -   | 12月 December         |

1991年 7月 8日上場  
Contract launched on July 8th, 1991.

| 約定数量<br>Aggregate Volume | 建玉数量<br>Open Interest            |                          |             |                         |             | 権利行使<br>申告数量<br>Volume of<br>Exercise<br>Notification | 年 月<br>Year or Month |
|--------------------------|----------------------------------|--------------------------|-------------|-------------------------|-------------|---|----------------------|
|                          | 年 月 末<br>End of Year<br>or Month | 最大<br>Single<br>Day High | 月 日<br>Date | 最小<br>Single<br>Day Low | 月 日<br>Date |   |                      |
| 28,008                   | 10,000                           | 10,000                   | 11.22       | -                       | 6.13        | 2,000   | 2005年・Annual         |
| 3,398,548                | 139,135                          | 598,856                  | 8.31        | 10,000                  | 1.4         | 310,146   | 2006年・Annual         |
| 2,716,902                | 300,236                          | 375,765                  | 11.20       | 137,614                 | 3.20        | 230,501   | 2007年・Annual         |
| 894,006                  | 31,556                           | 339,376                  | 3.5         | 31,047                  | 12.16       | 188,975   | 2008年・Annual         |
| 25,522                   | 960                              | 33,229                   | 3.6         | 360                     | 6.16        | 16,318  | 2009年・Annual         |
| 400                      | -                                | 1,160                    | 1.27        | -                       | 6.15        | 600   | 2010年・Annual         |
| 400                      | 1,160                            | 1,160                    | 27          | 960                     | 4           | -   | 1月 January           |
| -                        | 1,160                            | 1,160                    | 1           | 1,160                   | 1           | -   | 2月 February          |
| -                        | 400                              | 1,160                    | 1           | 400                     | 16          | 400   | 3月 March             |
| -                        | 400                              | 400                      | 1           | 400                     | 1           | -   | 4月 April             |
| -                        | 400                              | 400                      | 6           | 400                     | 6           | -   | 5月 May               |
| -                        | -                                | 400                      | 1           | -                       | 15          | 200   | 6月 June              |
| -                        | -                                | -                        | -           | -                       | -           | -   | 7月 July              |
| -                        | -                                | -                        | -           | -                       | -           | -   | 8月 August            |
| -                        | -                                | -                        | -           | -                       | -           | -   | 9月 September         |
| -                        | -                                | -                        | -           | -                       | -           | -   | 10月 October          |
| -                        | -                                | -                        | -           | -                       | -           | -   | 11月 November         |
| -                        | -                                | -                        | -           | -                       | -           | -   | 12月 December         |

7. オプション合計

Total of Options

| 年 月<br>Year or Month | 取引<br>日数<br>Trading<br>Days | 取引数量<br>Trading Volume   |                          |            |                         |            |   | 約定数量<br>Transaction Volume |  |           |         |
|----------------------|-----------------------------|--------------------------|--------------------------|------------|-------------------------|------------|---|----------------------------|--|-----------|---------|
|                      |                             | 1日平均<br>Daily<br>Average | 最大<br>Single<br>Day High |            | 最小<br>Single<br>Day Low |            | 自己取引数量<br>Volume of<br>House<br>Account |                            | 受託取引数量<br>Volume of<br>Customers'<br>Account |           |         |
|                      |                             |                          | 月日<br>Date               | 月日<br>Date | 月日<br>Date              | 月日<br>Date | 比率<br>Share                             | 比率<br>Share                |  |           |         |
| 2005年・Annual         | 245                         | 41,204                   | 168                      | 15,000     | 11.17                   | -          | 1.4                                     | -                          | 0.0 %  | 82,408    | 100.0 % |
| 2006年・Annual         | 248                         | 3,976,697                | 16,035                   | 131,602    | 3.31                    | -          | 1.4                                     | 228,125                    | 2.9 %  | 7,725,269 | 97.1 %  |
| 2007年・Annual         | 245                         | 3,660,673                | 14,942                   | 110,400    | 8.15                    | -          | 7.4                                     | 373,846                    | 5.1 %  | 6,947,500 | 94.9 %  |
| 2008年・Annual         | 245                         | 1,251,367                | 5,108                    | 47,351     | 3.6                     | -          | 1.4                                     | 160,196                    | 6.4 %  | 2,342,538 | 93.6 %  |
| 2009年・Annual         | 243                         | 32,088                   | 132                      | 9,800      | 5.20                    | -          | 1.7                                     | 9,317                      | 14.5 %                                       | 54,859    | 85.5 %  |
| 2010年・Annual         | 245                         | 400                      | 2                        | 400        | 1.27                    | -          | 1.4                                     | 400                        | 50.0 %                                       | 400       | 50.0 %  |
| 1月 January           | 19                          | 400                      | 21                       | 400        | 27                      | -          | 4                                       | 400                        | 50.0 %                                       | 400       | 50.0 %  |
| 2月 February          | 19                          | -                        | -                        | -          | -                       | -          | -                                       | 0                          | - %  | 0         | - %     |
| 3月 March             | 22                          | -                        | -                        | -          | -                       | -          | -                                       | 0                          | - %  | 0         | - %     |
| 4月 April             | 21                          | -                        | -                        | -          | -                       | -          | -                                       | 0                          | - %  | 0         | - %     |
| 5月 May               | 18                          | -                        | -                        | -          | -                       | -          | -                                       | 0                          | - %  | 0         | - %     |
| 6月 June              | 22                          | -                        | -                        | -          | -                       | -          | -                                       | 0                          | - %  | 0         | - %     |
| 7月 July              | 21                          | -                        | -                        | -          | -                       | -          | -                                       | 0                          | - %  | 0         | - %     |
| 8月 August            | 22                          | -                        | -                        | -          | -                       | -          | -                                       | 0                          | - %  | 0         | - %     |
| 9月 September         | 20                          | -                        | -                        | -          | -                       | -          | -                                       | 0                          | - %  | 0         | - %     |
| 10月 October          | 20                          | -                        | -                        | -          | -                       | -          | -                                       | 0                          | - %  | 0         | - %     |
| 11月 November         | 20                          | -                        | -                        | -          | -                       | -          | -                                       | 0                          | - %  | 0         | - %     |
| 12月 December         | 21                          | -                        | -                        | -          | -                       | -          | -                                       | 0                          | - %  | 0         | - %     |

(注) 「約定数量」は、往復計算による。  
 (Note) "Transaction Volume" is on a round-trip basis.

| 約定数量<br>Transaction<br>Volume | 建 玉 数 量<br>Open Interest       |                          |            |                         |            | 権利行使<br>申告数量<br>Volume of<br>Exercise<br>Notification | 年 月<br>Year or Month |
|-------------------------------|--------------------------------|--------------------------|------------|-------------------------|------------|---|----------------------|
|                               | 年月末<br>End of Year<br>or Month | 最大<br>Single<br>Day High | 月日<br>Date | 最小<br>Single<br>Day Low | 月日<br>Date |   |                      |
| 82,408                        | 32,500                         | 32,500                   | 12.19      | -                       | 6.13       | 2,000   | 2005年・Annual         |
| 7,953,394                     | 481,355                        | 1,506,180                | 9.1        | 32,500                  | 1.4        | 439,652   | 2006年・Annual         |
| 7,321,346                     | 866,745                        | 1,054,011                | 11.21      | 353,428                 | 3.20       | 311,012   | 2007年・Annual         |
| 2,502,734                     | 63,125                         | 1,054,807                | 3.6        | 63,125                  | 12.25      | 292,730   | 2008年・Annual         |
| 64,176                        | 2,310                          | 68,060                   | 3.6        | 2,310                   | 12.15      | 19,370  | 2009年・Annual         |
| 800                           | -                              | 2,710                    | 1.27       | -                       | 6.15       | 800   | 2010年・Annual         |
| 800                           | 2,710                          | 2,710                    | 27         | 2,310                   | 4          | -   | 1月 January           |
| -                             | 2,710                          | 2,710                    | 1          | 2,710                   | 1          | -   | 2月 February          |
| -                             | 1,100                          | 2,710                    | 1          | 1,100                   | 16         | 400   | 3月 March             |
| -                             | 1,100                          | 1,100                    | 1          | 1,100                   | 1          | -   | 4月 April             |
| -                             | 1,100                          | 1,100                    | 6          | 1,100                   | 6          | -   | 5月 May               |
| -                             | -                              | 1,100                    | 1          | -                       | 15         | 400   | 6月 June              |
| -                             | -                              | -                        | -          | -                       | -          | -   | 7月 July              |
| -                             | -                              | -                        | -          | -                       | -          | -   | 8月 August            |
| -                             | -                              | -                        | -          | -                       | -          | -   | 9月 September         |
| -                             | -                              | -                        | -          | -                       | -          | -   | 10月 October          |
| -                             | -                              | -                        | -          | -                       | -          | -   | 11月 November         |
| -                             | -                              | -                        | -          | -                       | -          | -   | 12月 December         |

8. 金利先物等取引合計

Total of Interest rate financial futures contracts

| 年 月<br>Year or Month | 取引<br>日数<br>Trading<br>Days | 取引数量<br>Trading Volume   |                          |            |                         |            |   | 合算数量<br>Aggregate Volume |  |            |        |
|----------------------|-----------------------------|--------------------------|--------------------------|------------|-------------------------|------------|---|--------------------------|--|------------|--------|
|                      |                             | 1日平均<br>Daily<br>Average | 最大<br>Single<br>Day High |            | 最小<br>Single<br>Day Low |            | 自己取引数量<br>Volume of<br>House<br>Account |                          | 受託取引数量<br>Volume of<br>Customers'<br>Account |            |        |
|                      |                             |                          | 月日<br>Date               | 月日<br>Date | 月日<br>Date              | 月日<br>Date | 比率<br>Share                             | 比率<br>Share              |  |            |        |
| 2005年・Annual         | 245                         | 11,098,338               | 45,299                   | 191,271    | 8.11                    | 4,977      | 5.30                                    | 9,309,657                | 41.9 %                                       | 12,887,019 | 58.1 % |
| 2006年・Annual         | 248                         | 35,485,461               | 143,087                  | 530,888    | 6.8                     | 27,011     | 1.24                                    | 22,504,397               | 31.7 %                                       | 48,466,525 | 68.3 % |
| 2007年・Annual         | 245                         | 42,616,783               | 174,103                  | 549,581    | 2.21                    | 51,155     | 12.28                                   | 24,217,102               | 28.4 %                                       | 61,016,464 | 71.6 % |
| 2008年・Annual         | 245                         | 23,625,799               | 96,432                   | 292,094    | 4.25                    | 19,207     | 12.26                                   | 13,140,377               | 27.8 %                                       | 34,111,221 | 72.2 % |
| 2009年・Annual         | 243                         | 13,098,108               | 53,902                   | 290,554    | 12.1                    | 11,800     | 12.30                                   | 8,745,421                | 33.4 %                                       | 17,450,795 | 66.6 % |
| 2010年・Annual         | 245                         | 11,275,325               | 46,022                   | 154,153    | 7.5                     | 6,229      | 12.27                                   | 6,310,113                | 28.0 %                                       | 16,240,537 | 72.0 % |
| 1月 January           | 19                          | 638,001                  | 33,579                   | 67,058     | 22                      | 15,478     | 19                                      | 302,841                  | 23.7 %                                       | 973,161    | 76.3 % |
| 2月 February          | 19                          | 640,763                  | 33,724                   | 81,149     | 19                      | 14,674     | 15                                      | 337,275                  | 26.3 %                                       | 944,251    | 73.7 % |
| 3月 March             | 22                          | 956,096                  | 43,459                   | 89,498     | 5                       | 23,176     | 1                                       | 489,566                  | 25.6 %                                       | 1,422,626  | 74.4 % |
| 4月 April             | 21                          | 912,121                  | 43,434                   | 66,406     | 22                      | 19,502     | 27                                      | 497,793                  | 27.3 %                                       | 1,326,449  | 72.7 % |
| 5月 May               | 18                          | 920,412                  | 51,134                   | 152,721    | 26                      | 16,981     | 18                                      | 475,178                  | 25.8 %                                       | 1,365,646  | 74.2 % |
| 6月 June              | 22                          | 885,061                  | 40,230                   | 84,811     | 8                       | 10,631     | 17                                      | 449,677                  | 25.4 %                                       | 1,320,445  | 74.6 % |
| 7月 July              | 21                          | 1,004,957                | 47,855                   | 154,153    | 5                       | 17,791     | 23                                      | 584,220                  | 29.1 %                                       | 1,425,694  | 70.9 % |
| 8月 August            | 22                          | 1,262,104                | 57,368                   | 104,581    | 13                      | 25,614     | 2                                       | 685,412                  | 27.2 %                                       | 1,838,796  | 72.8 % |
| 9月 September         | 20                          | 983,697                  | 49,185                   | 109,652    | 6                       | 22,076     | 29                                      | 594,046                  | 30.2 %                                       | 1,373,348  | 69.8 % |
| 10月 October          | 20                          | 872,626                  | 43,631                   | 109,769    | 5                       | 18,433     | 21                                      | 587,119                  | 33.6 %                                       | 1,158,133  | 66.4 % |
| 11月 November         | 20                          | 1,241,847                | 62,092                   | 124,075    | 30                      | 12,981     | 22                                      | 684,188                  | 27.5 %                                       | 1,799,506  | 72.5 % |
| 12月 December         | 21                          | 957,640                  | 45,602                   | 94,042     | 16                      | 6,229      | 27                                      | 622,798                  | 32.5 %                                       | 1,292,482  | 67.5 % |

(注) 金利先物等取引の合計の年間・月間の1日平均取引数量は、先物合計とオプション合計の1日平均取引数量を合算している。  
「取引数量」および「合算数量」は、ストラテジー取引からの振替分を含む。

(Note) The daily trading averages of annual and monthly volumes for futures are calculated by adding the daily trading averages of each.  
「金利先物等取引合計」の取引数量・建玉数量(暦年)は、上場休止・廃止した商品を含む。

“Trading Volume” and “Aggregate Volume” include volume of contracts executed by Strategy Trade.  
The annual trading volumes and annual open interests of “Total of Interest rate financial futures contracts” include the volumes of suspended and delisted products.

| 合算数量<br>Aggregate<br>Volume | オプション<br>移行数量<br>Exercised<br>Volume | 建 玉 数 量<br>Open Interest       |                          |            |                         |            | 権利行使<br>申告数量<br>Volume of<br>Exercise<br>Notification | 年 月<br>Year or Month |
|-----------------------------|--------------------------------------|--------------------------------|--------------------------|------------|-------------------------|------------|---|----------------------|
|                             |                                      | 年月末<br>End of Year<br>or Month | 最大<br>Single<br>Day High | 月日<br>Date | 最小<br>Single<br>Day Low | 月日<br>Date |   |                      |
| 22,196,676                  | 2,000                                | 1,452,887                      | 1,666,078                | 12.19      | 841,546                 | 3.15       | 2,000   | 2005年・Annual         |
| 70,970,922                  | 439,652                              | 2,808,374                      | 4,379,945                | 12.15      | 1,459,499               | 1.4        | 439,652   | 2006年・Annual         |
| 85,233,566                  | 311,012                              | 3,084,358                      | 4,245,170                | 9.14       | 2,530,784               | 3.20       | 311,012   | 2007年・Annual         |
| 47,251,598                  | 292,730                              | 1,304,568                      | 3,729,439                | 3.6        | 1,241,544               | 12.16      | 292,730   | 2008年・Annual         |
| 26,196,216                  | 19,370                               | 964,844                        | 1,458,646                | 3.6        | 922,863                 | 12.15      | 19,370  | 2009年・Annual         |
| 22,550,650                  | 800                                  | 1,174,991                      | 1,429,199                | 12.13      | 825,865                 | 6.15       | 800   | 2010年・Annual         |
| 1,276,002                   | -                                    | 1,002,846                      | 1,015,509                | 22         | 965,429                 | 4          | -   | 1月 January           |
| 1,281,526                   | -                                    | 1,083,970                      | 1,084,114                | 25         | 1,001,529               | 1          | -   | 2月 February          |
| 1,912,192                   | 400                                  | 915,228                        | 1,185,277                | 15         | 909,659                 | 17         | 400   | 3月 March             |
| 1,824,242                   | -                                    | 1,022,601                      | 1,022,601                | 30         | 912,134                 | 1          | -   | 4月 April             |
| 1,840,824                   | -                                    | 1,094,142                      | 1,136,229                | 27         | 1,026,881               | 6          | -   | 5月 May               |
| 1,770,122                   | 400                                  | 876,051                        | 1,104,393                | 11         | 825,865                 | 15         | 400   | 6月 June              |
| 2,009,914                   | -                                    | 1,005,137                      | 1,005,137                | 30         | 873,143                 | 2          | -   | 7月 July              |
| 2,524,208                   | -                                    | 1,317,133                      | 1,317,133                | 31         | 1,015,343               | 3          | -   | 8月 August            |
| 1,967,394                   | -                                    | 1,091,159                      | 1,394,016                | 9          | 1,085,443               | 14         | -   | 9月 September         |
| 1,745,252                   | -                                    | 1,190,708                      | 1,190,970                | 28         | 1,081,727               | 4          | -   | 10月 October          |
| 2,483,694                   | -                                    | 1,337,397                      | 1,337,397                | 30         | 1,192,821               | 1          | -   | 11月 November         |
| 1,915,280                   | -                                    | 1,174,991                      | 1,429,199                | 13         | 1,120,788               | 14         | -   | 12月 December         |

2010 ANNUAL STATISTICS

9. くりつく365 (取引所為替証拠金取引) ミドル/円  
U.S. Dollar-Japanese Yen Exchange Forex Margin contracts

| 年 月<br>Year or Month | 取引<br>日数<br>Trading<br>Days | 取引数量<br>Trading Volume   |                          |            |                         |            |                                | 建玉数量<br>Open Interest    |            |                         |            |       |              | 年 月<br>Year or Month |
|----------------------|-----------------------------|--------------------------|--------------------------|------------|-------------------------|------------|--------------------------------|--------------------------|------------|-------------------------|------------|-------|--------------|----------------------|
|                      |                             | 1日平均<br>Daily<br>Average | 最大<br>Single<br>Day High | 月日<br>Date | 最小<br>Single<br>Day Low | 月日<br>Date | 年月末<br>End of Year<br>or Month | 最大<br>Single<br>Day High | 月日<br>Date | 最小<br>Single<br>Day Low | 月日<br>Date |       |              |                      |
| 2005年・Annual         | 131                         | 916,748                  | 6,998                    | 73,707     | 12. 14                  | -          | 7. 4                           | 15,652                   | 29,041     | 12. 12                  | 5          | 7. 1  | 2005年・Annual |                      |
| 2006年・Annual         | 259                         | 4,926,033                | 19,019                   | 47,496     | 12. 8                   | 2,490      | 12. 25                         | 50,291                   | 117,810    | 12. 5                   | 14,408     | 1. 27 | 2006年・Annual |                      |
| 2007年・Annual         | 260                         | 7,629,879                | 29,346                   | 113,247    | 8. 16                   | 3,519      | 12. 25                         | 76,972                   | 155,949    | 7. 24                   | 35,130     | 1. 11 | 2007年・Annual |                      |
| 2008年・Annual         | 261                         | 13,177,698               | 50,489                   | 150,625    | 3. 13                   | 2,346      | 12. 25                         | 37,365                   | 129,351    | 7. 15                   | 29,905     | 11. 3 | 2008年・Annual |                      |
| 2009年・Annual         | 260                         | 20,198,781               | 77,688                   | 271,175    | 11. 27                  | 5,916      | 12. 25                         | 216,080                  | 230,568    | 10. 14                  | 36,868     | 1. 7  | 2009年・Annual |                      |
| 2010年・Annual         | 260                         | 27,551,634               | 105,968                  | 427,509    | 9. 15                   | 25,055     | 2. 15                          | 287,035                  | 288,468    | 10. 29                  | 89,165     | 6. 3  | 2010年・Annual |                      |
| 1月 January           | 20                          | 3,049,092                | 152,455                  | 323,379    | 19                      | 73,067     | 6                              | 186,563                  | 275,180    | 11                      | 177,113    | 27    | 1月 January   |                      |
| 2月 February          | 20                          | 1,437,384                | 71,869                   | 158,487    | 18                      | 25,055     | 15                             | 274,733                  | 274,733    | 26                      | 164,828    | 8     | 2月 February  |                      |
| 3月 March             | 23                          | 1,689,116                | 73,440                   | 163,252    | 24                      | 33,044     | 11                             | 262,665                  | 280,442    | 3                       | 231,037    | 12    | 3月 March     |                      |
| 4月 April             | 22                          | 2,086,461                | 94,839                   | 200,574    | 30                      | 54,099     | 5                              | 181,042                  | 261,646    | 1                       | 177,296    | 28    | 4月 April     |                      |
| 5月 May               | 21                          | 2,297,329                | 109,397                  | 332,912    | 6                       | 45,087     | 31                             | 101,599                  | 196,013    | 5                       | 92,267     | 10    | 5月 May       |                      |
| 6月 June              | 22                          | 1,403,804                | 63,809                   | 104,628    | 24                      | 39,427     | 18                             | 157,170                  | 157,170    | 30                      | 89,165     | 3     | 6月 June      |                      |
| 7月 July              | 22                          | 1,916,195                | 87,100                   | 203,107    | 16                      | 50,986     | 28                             | 197,961                  | 197,961    | 30                      | 158,476    | 1     | 7月 July      |                      |
| 8月 August            | 22                          | 2,106,315                | 95,742                   | 183,983    | 24                      | 48,416     | 23                             | 194,297                  | 216,708    | 6                       | 182,477    | 27    | 8月 August    |                      |
| 9月 September         | 22                          | 2,653,972                | 120,635                  | 427,509    | 15                      | 41,819     | 6                              | 236,211                  | 245,692    | 14                      | 170,266    | 20    | 9月 September |                      |
| 10月 October          | 21                          | 2,966,197                | 141,247                  | 250,441    | 14                      | 73,124     | 1                              | 288,468                  | 288,468    | 29                      | 238,338    | 4     | 10月 October  |                      |
| 11月 November         | 22                          | 2,924,337                | 132,924                  | 241,254    | 10                      | 48,441     | 25                             | 243,016                  | 275,801    | 1                       | 215,957    | 26    | 11月 November |                      |
| 12月 December         | 23                          | 3,021,432                | 131,367                  | 252,365    | 13                      | 50,071     | 27                             | 287,035                  | 288,098    | 29                      | 216,532    | 10    | 12月 December |                      |

10. くりつく365 (取引所為替証拠金取引) ユーロ/円  
Euro-Japanese Yen Exchange Forex Margin contracts

| 年 月<br>Year or Month | 取引<br>日数<br>Trading<br>Days | 取引数量<br>Trading Volume   |                          |            |                         |            |                                | 建玉数量<br>Open Interest    |            |                         |            |        |              | 年 月<br>Year or Month |
|----------------------|-----------------------------|--------------------------|--------------------------|------------|-------------------------|------------|--------------------------------|--------------------------|------------|-------------------------|------------|--------|--------------|----------------------|
|                      |                             | 1日平均<br>Daily<br>Average | 最大<br>Single<br>Day High | 月日<br>Date | 最小<br>Single<br>Day Low | 月日<br>Date | 年月末<br>End of Year<br>or Month | 最大<br>Single<br>Day High | 月日<br>Date | 最小<br>Single<br>Day Low | 月日<br>Date |        |              |                      |
| 2005年・Annual         | 131                         | 182,428                  | 1,393                    | 9,284      | 12. 2                   | -          | 7. 4                           | 1,978                    | 2,876      | 12. 7                   | 5          | 7. 1   | 2005年・Annual |                      |
| 2006年・Annual         | 259                         | 1,147,363                | 4,430                    | 20,498     | 12. 15                  | 643        | 2. 16                          | 6,703                    | 14,490     | 10. 18                  | 1,385      | 1. 4   | 2006年・Annual |                      |
| 2007年・Annual         | 260                         | 4,070,296                | 15,655                   | 53,775     | 8. 16                   | 1,627      | 12. 25                         | 13,767                   | 54,335     | 7. 25                   | 6,686      | 4. 13  | 2007年・Annual |                      |
| 2008年・Annual         | 261                         | 5,883,330                | 22,541                   | 88,619     | 10. 6                   | 575        | 12. 25                         | 12,130                   | 32,286     | 7. 16                   | 6,802      | 10. 30 | 2008年・Annual |                      |
| 2009年・Annual         | 260                         | 9,961,673                | 38,314                   | 90,672     | 4. 6                    | 1,575      | 12. 25                         | 26,936                   | 46,612     | 11. 26                  | 11,875     | 1. 2   | 2009年・Annual |                      |
| 2010年・Annual         | 260                         | 19,921,565               | 76,621                   | 348,663    | 5. 6                    | 19,548     | 9. 6                           | 107,120                  | 117,521    | 12. 23                  | 25,402     | 1. 7   | 2010年・Annual |                      |
| 1月 January           | 20                          | 1,367,709                | 68,385                   | 180,882    | 27                      | 22,864     | 18                             | 79,713                   | 90,492     | 26                      | 25,402     | 7      | 1月 January   |                      |
| 2月 February          | 20                          | 1,217,868                | 60,893                   | 107,120    | 5                       | 24,047     | 15                             | 80,192                   | 83,259     | 24                      | 67,583     | 19     | 2月 February  |                      |
| 3月 March             | 23                          | 1,035,106                | 45,005                   | 72,673     | 31                      | 33,346     | 16                             | 53,782                   | 83,027     | 1                       | 53,782     | 31     | 3月 March     |                      |
| 4月 April             | 22                          | 1,398,456                | 63,566                   | 97,116     | 27                      | 25,961     | 5                              | 63,562                   | 73,162     | 27                      | 50,302     | 14     | 4月 April     |                      |
| 5月 May               | 21                          | 3,274,746                | 155,940                  | 348,663    | 6                       | 42,230     | 31                             | 63,740                   | 102,633    | 5                       | 63,493     | 10     | 5月 May       |                      |
| 6月 June              | 22                          | 1,854,670                | 84,303                   | 140,016    | 7                       | 44,214     | 28                             | 81,414                   | 85,723     | 29                      | 61,951     | 2      | 6月 June      |                      |
| 7月 July              | 22                          | 1,605,033                | 72,956                   | 96,457     | 27                      | 31,277     | 5                              | 58,602                   | 75,567     | 1                       | 54,753     | 27     | 7月 July      |                      |
| 8月 August            | 22                          | 1,610,786                | 73,218                   | 171,062    | 24                      | 26,811     | 9                              | 76,946                   | 90,200     | 23                      | 52,631     | 9      | 8月 August    |                      |
| 9月 September         | 22                          | 1,723,064                | 78,321                   | 153,527    | 15                      | 19,548     | 6                              | 73,248                   | 82,589     | 9                       | 56,597     | 16     | 9月 September |                      |
| 10月 October          | 21                          | 1,353,403                | 64,448                   | 93,912     | 29                      | 37,797     | 26                             | 61,090                   | 84,667     | 1                       | 60,588     | 28     | 10月 October  |                      |
| 11月 November         | 22                          | 1,963,978                | 89,272                   | 192,281    | 23                      | 41,660     | 17                             | 99,527                   | 99,527     | 30                      | 55,844     | 10     | 11月 November |                      |
| 12月 December         | 23                          | 1,516,746                | 65,945                   | 143,546    | 1                       | 24,077     | 24                             | 107,120                  | 117,521    | 23                      | 69,585     | 14     | 12月 December |                      |

11. くりっく365 (取引所為替証拠金取引) 英ポンド/円  
British Pound-Japanese Yen Exchange Forex Margin contracts

| 年 月<br>Year or Month | 取引<br>日数<br>Trading<br>Days | 取引数量<br>Trading Volume   |                          |            |                         |            |                                | 建玉数量<br>Open Interest    |            |                         |            |        |              | 年 月<br>Year or Month |
|----------------------|-----------------------------|--------------------------|--------------------------|------------|-------------------------|------------|--------------------------------|--------------------------|------------|-------------------------|------------|--------|--------------|----------------------|
|                      |                             | 1日平均<br>Daily<br>Average | 最大<br>Single<br>Day High | 月日<br>Date | 最小<br>Single<br>Day Low | 月日<br>Date | 年月末<br>End of Year<br>or Month | 最大<br>Single<br>Day High | 月日<br>Date | 最小<br>Single<br>Day Low | 月日<br>Date |        |              |                      |
| 2005年・Annual         | 131                         | 224,200                  | 1,711                    | 8,170      | 12. 15                  | 1          | 7. 5                           | 4,355                    | 5,243      | 11. 22                  | 2          | 7. 1   | 2005年・Annual |                      |
| 2006年・Annual         | 259                         | 1,975,208                | 7,626                    | 21,460     | 12. 15                  | 1,076      | 12. 25                         | 11,989                   | 20,299     | 11. 15                  | 2,350      | 2. 2   | 2006年・Annual |                      |
| 2007年・Annual         | 260                         | 6,041,471                | 23,236                   | 77,512     | 1. 24                   | 1,935      | 12. 25                         | 29,174                   | 47,188     | 2. 15                   | 7,358      | 1. 2   | 2007年・Annual |                      |
| 2008年・Annual         | 261                         | 7,634,056                | 29,249                   | 101,476    | 9. 8                    | 499        | 12. 25                         | 11,170                   | 39,114     | 8. 29                   | 4,950      | 10. 29 | 2008年・Annual |                      |
| 2009年・Annual         | 260                         | 16,266,521               | 62,564                   | 193,502    | 11. 30                  | 670        | 12. 25                         | 31,169                   | 70,734     | 9. 24                   | 8,396      | 1. 9   | 2009年・Annual |                      |
| 2010年・Annual         | 260                         | 17,108,444               | 65,802                   | 576,705    | 1. 18                   | 17,649     | 12. 24                         | 98,160                   | 104,670    | 12. 30                  | 33,622     | 1. 4   | 2010年・Annual |                      |
| 1月 January           | 20                          | 2,258,329                | 112,916                  | 576,705    | 18                      | 31,699     | 7                              | 46,459                   | 63,300     | 26                      | 33,622     | 4      | 1月 January   |                      |
| 2月 February          | 20                          | 1,162,726                | 58,136                   | 99,962     | 4                       | 19,521     | 15                             | 63,145                   | 63,770     | 24                      | 46,519     | 3      | 2月 February  |                      |
| 3月 March             | 23                          | 1,446,704                | 62,900                   | 105,770    | 1                       | 38,489     | 23                             | 51,418                   | 65,624     | 19                      | 51,418     | 31     | 3月 March     |                      |
| 4月 April             | 22                          | 1,755,877                | 79,813                   | 115,218    | 30                      | 42,854     | 12                             | 53,406                   | 54,943     | 27                      | 42,991     | 26     | 4月 April     |                      |
| 5月 May               | 21                          | 2,746,687                | 130,795                  | 319,757    | 6                       | 32,054     | 31                             | 44,808                   | 57,741     | 5                       | 44,312     | 11     | 5月 May       |                      |
| 6月 June              | 22                          | 1,304,887                | 59,313                   | 80,268     | 21                      | 35,846     | 25                             | 47,176                   | 50,348     | 29                      | 41,581     | 3      | 6月 June      |                      |
| 7月 July              | 22                          | 1,312,218                | 59,646                   | 86,950     | 22                      | 23,430     | 5                              | 36,762                   | 47,892     | 21                      | 36,762     | 30     | 7月 July      |                      |
| 8月 August            | 22                          | 971,084                  | 44,140                   | 90,222     | 24                      | 22,075     | 9                              | 53,701                   | 53,701     | 31                      | 34,934     | 3      | 8月 August    |                      |
| 9月 September         | 22                          | 1,132,170                | 51,462                   | 130,040    | 15                      | 22,205     | 27                             | 58,960                   | 62,037     | 13                      | 40,719     | 16     | 9月 September |                      |
| 10月 October          | 21                          | 893,066                  | 42,527                   | 70,815     | 7                       | 26,735     | 11                             | 56,915                   | 68,396     | 25                      | 49,348     | 5      | 10月 October  |                      |
| 11月 November         | 22                          | 1,055,617                | 47,983                   | 92,941     | 12                      | 21,578     | 25                             | 53,173                   | 55,480     | 1                       | 40,272     | 12     | 11月 November |                      |
| 12月 December         | 23                          | 1,069,079                | 46,482                   | 75,439     | 28                      | 17,649     | 24                             | 98,160                   | 104,670    | 30                      | 45,241     | 8      | 12月 December |                      |

12. くりっく365 (取引所為替証拠金取引) オーストラリアドル/円  
Australian Dollar-Japanese Yen Exchange Forex Margin contracts

| 年 月<br>Year or Month | 取引<br>日数<br>Trading<br>Days | 取引数量<br>Trading Volume   |                          |            |                         |            |                                | 建玉数量<br>Open Interest    |            |                         |            |       |              | 年 月<br>Year or Month |
|----------------------|-----------------------------|--------------------------|--------------------------|------------|-------------------------|------------|--------------------------------|--------------------------|------------|-------------------------|------------|-------|--------------|----------------------|
|                      |                             | 1日平均<br>Daily<br>Average | 最大<br>Single<br>Day High | 月日<br>Date | 最小<br>Single<br>Day Low | 月日<br>Date | 年月末<br>End of Year<br>or Month | 最大<br>Single<br>Day High | 月日<br>Date | 最小<br>Single<br>Day Low | 月日<br>Date |       |              |                      |
| 2005年・Annual         | 131                         | 231,171                  | 1,765                    | 12,568     | 12. 14                  | -          | 7. 6                           | 10,406                   | 10,406     | 12. 30                  | 2          | 7. 1  | 2005年・Annual |                      |
| 2006年・Annual         | 259                         | 974,108                  | 3,761                    | 8,249      | 10. 12                  | 473        | 12. 25                         | 22,019                   | 34,319     | 10. 5                   | 9,500      | 1. 16 | 2006年・Annual |                      |
| 2007年・Annual         | 260                         | 6,835,958                | 26,292                   | 118,321    | 11. 12                  | 2,767      | 2. 19                          | 44,341                   | 74,845     | 8. 13                   | 19,697     | 4. 13 | 2007年・Annual |                      |
| 2008年・Annual         | 261                         | 9,246,469                | 35,427                   | 140,542    | 10. 14                  | 1,726      | 12. 25                         | 43,330                   | 107,559    | 8. 29                   | 32,153     | 11. 4 | 2008年・Annual |                      |
| 2009年・Annual         | 260                         | 17,793,787               | 68,438                   | 211,179    | 11. 27                  | 3,860      | 12. 25                         | 109,895                  | 170,071    | 11. 26                  | 41,385     | 1. 6  | 2009年・Annual |                      |
| 2010年・Annual         | 260                         | 34,272,436               | 131,817                  | 625,695    | 5. 20                   | 29,079     | 2. 15                          | 179,005                  | 280,790    | 7. 5                    | 78,536     | 1. 7  | 2010年・Annual |                      |
| 1月 January           | 20                          | 2,753,058                | 137,653                  | 391,169    | 22                      | 37,297     | 18                             | 194,501                  | 194,501    | 29                      | 78,536     | 7     | 1月 January   |                      |
| 2月 February          | 20                          | 1,994,839                | 99,742                   | 228,387    | 4                       | 29,079     | 15                             | 209,525                  | 239,448    | 8                       | 179,571    | 19    | 2月 February  |                      |
| 3月 March             | 23                          | 1,916,415                | 83,322                   | 118,857    | 5                       | 60,635     | 19                             | 102,234                  | 208,388    | 3                       | 102,234    | 31    | 3月 March     |                      |
| 4月 April             | 22                          | 2,719,445                | 123,611                  | 198,024    | 28                      | 48,431     | 5                              | 114,214                  | 158,033    | 27                      | 92,372     | 2     | 4月 April     |                      |
| 5月 May               | 21                          | 5,794,036                | 275,906                  | 625,695    | 20                      | 104,530    | 31                             | 224,457                  | 258,989    | 19                      | 115,726    | 3     | 5月 May       |                      |
| 6月 June              | 22                          | 3,509,181                | 159,508                  | 245,219    | 7                       | 91,753     | 18                             | 259,939                  | 259,939    | 30                      | 196,951    | 21    | 6月 June      |                      |
| 7月 July              | 22                          | 3,473,598                | 157,891                  | 245,156    | 1                       | 81,579     | 5                              | 205,735                  | 280,790    | 5                       | 199,154    | 27    | 7月 July      |                      |
| 8月 August            | 22                          | 2,334,072                | 106,094                  | 199,189    | 24                      | 53,857     | 9                              | 257,897                  | 265,172    | 25                      | 193,909    | 2     | 8月 August    |                      |
| 9月 September         | 22                          | 2,364,236                | 107,465                  | 208,719    | 15                      | 37,036     | 6                              | 181,166                  | 237,579    | 1                       | 157,262    | 20    | 9月 September |                      |
| 10月 October          | 21                          | 2,225,867                | 105,994                  | 158,231    | 5                       | 59,576     | 11                             | 245,249                  | 245,249    | 29                      | 165,507    | 13    | 10月 October  |                      |
| 11月 November         | 22                          | 2,909,227                | 132,238                  | 220,734    | 12                      | 78,085     | 17                             | 277,311                  | 277,311    | 30                      | 145,965    | 10    | 11月 November |                      |
| 12月 December         | 23                          | 2,278,462                | 99,064                   | 188,482    | 1                       | 45,930     | 24                             | 179,005                  | 237,393    | 1                       | 151,079    | 14    | 12月 December |                      |

2010 ANNUAL STATISTICS

13. くりっく365 (取引所為替証拠金取引) スイスフラン/円  
Swiss Franc-Japanese Yen Exchange Forex Margin contracts

| 年 月<br>Year or Month | 取引<br>日数<br>Trading<br>Days | 取引数量<br>Trading Volume   |                          |            |                         |            |                                | 建玉数量<br>Open Interest    |            |                         |            |        |              | 年 月<br>Year or Month |
|----------------------|-----------------------------|--------------------------|--------------------------|------------|-------------------------|------------|--------------------------------|--------------------------|------------|-------------------------|------------|--------|--------------|----------------------|
|                      |                             | 1日平均<br>Daily<br>Average | 最大<br>Single<br>Day High | 月日<br>Date | 最小<br>Single<br>Day Low | 月日<br>Date | 年月末<br>End of Year<br>or Month | 最大<br>Single<br>Day High | 月日<br>Date | 最小<br>Single<br>Day Low | 月日<br>Date |        |              |                      |
| 2005年・Annual         | 50                          | 34,329                   | 687                      | 2,578      | 12. 15                  | 126        | 12. 26                         | 1,122                    | 1,174      | 12. 29                  | 43         | 10. 24 | 2005年・Annual |                      |
| 2006年・Annual         | 259                         | 454,085                  | 1,753                    | 5,070      | 9. 7                    | 200        | 2. 16                          | 8,612                    | 12,616     | 8. 30                   | 1,150      | 1. 3   | 2006年・Annual |                      |
| 2007年・Annual         | 260                         | 669,032                  | 2,573                    | 10,908     | 7. 20                   | 349        | 12. 25                         | 3,882                    | 9,689      | 5. 29                   | 2,819      | 9. 5   | 2007年・Annual |                      |
| 2008年・Annual         | 261                         | 768,754                  | 2,945                    | 13,114     | 2. 6                    | 102        | 11. 18                         | 833                      | 13,869     | 6. 26                   | 560        | 12. 12 | 2008年・Annual |                      |
| 2009年・Annual         | 260                         | 183,224                  | 705                      | 6,946      | 10. 30                  | 138        | 7. 17                          | 1,671                    | 3,597      | 10. 26                  | 710        | 2. 6   | 2009年・Annual |                      |
| 2010年・Annual         | 260                         | 368,567                  | 1,418                    | 5,764      | 12. 23                  | 162        | 7. 5                           | 6,883                    | 8,656      | 12. 22                  | 1,506      | 1. 26  | 2010年・Annual |                      |
| 1月 January           | 20                          | 17,984                   | 899                      | 1,501      | 6                       | 180        | 18                             | 1,655                    | 3,321      | 11                      | 1,506      | 26     | 1月 January   |                      |
| 2月 February          | 20                          | 18,345                   | 917                      | 2,413      | 4                       | 311        | 15                             | 2,097                    | 2,629      | 15                      | 1,686      | 1      | 2月 February  |                      |
| 3月 March             | 23                          | 15,388                   | 669                      | 1,830      | 31                      | 265        | 23                             | 2,861                    | 2,861      | 31                      | 1,555      | 12     | 3月 March     |                      |
| 4月 April             | 22                          | 23,815                   | 1,083                    | 2,873      | 1                       | 609        | 9                              | 2,396                    | 3,200      | 14                      | 2,050      | 28     | 4月 April     |                      |
| 5月 May               | 21                          | 31,163                   | 1,484                    | 3,866      | 6                       | 439        | 24                             | 2,175                    | 2,387      | 19                      | 1,745      | 10     | 5月 May       |                      |
| 6月 June              | 22                          | 29,126                   | 1,324                    | 2,983      | 11                      | 461        | 25                             | 2,589                    | 2,646      | 28                      | 1,948      | 14     | 6月 June      |                      |
| 7月 July              | 22                          | 17,468                   | 794                      | 1,840      | 26                      | 162        | 5                              | 2,769                    | 2,952      | 15                      | 2,621      | 1      | 7月 July      |                      |
| 8月 August            | 22                          | 26,983                   | 1,227                    | 1,995      | 24                      | 647        | 5                              | 1,942                    | 2,944      | 2                       | 1,635      | 25     | 8月 August    |                      |
| 9月 September         | 22                          | 30,376                   | 1,381                    | 2,894      | 15                      | 674        | 21                             | 3,354                    | 4,035      | 28                      | 1,964      | 3      | 9月 September |                      |
| 10月 October          | 21                          | 34,296                   | 1,633                    | 2,840      | 29                      | 697        | 20                             | 2,655                    | 3,623      | 5                       | 2,387      | 25     | 10月 October  |                      |
| 11月 November         | 22                          | 49,544                   | 2,252                    | 3,699      | 23                      | 927        | 26                             | 2,743                    | 3,991      | 10                      | 2,532      | 2      | 11月 November |                      |
| 12月 December         | 23                          | 74,079                   | 3,221                    | 5,764      | 23                      | 1,212      | 9                              | 6,883                    | 8,656      | 22                      | 2,798      | 1      | 12月 December |                      |

14. くりっく365 (取引所為替証拠金取引) カナダドル/円  
Canadian Dollar-Japanese Yen Exchange Forex Margin contracts

| 年 月<br>Year or Month | 取引<br>日数<br>Trading<br>Days | 取引数量<br>Trading Volume   |                          |            |                         |            |                                | 建玉数量<br>Open Interest    |            |                         |            |        |              | 年 月<br>Year or Month |
|----------------------|-----------------------------|--------------------------|--------------------------|------------|-------------------------|------------|--------------------------------|--------------------------|------------|-------------------------|------------|--------|--------------|----------------------|
|                      |                             | 1日平均<br>Daily<br>Average | 最大<br>Single<br>Day High | 月日<br>Date | 最小<br>Single<br>Day Low | 月日<br>Date | 年月末<br>End of Year<br>or Month | 最大<br>Single<br>Day High | 月日<br>Date | 最小<br>Single<br>Day Low | 月日<br>Date |        |              |                      |
| 2005年・Annual         | 50                          | 47,689                   | 954                      | 2,360      | 12. 15                  | 105        | 11. 3                          | 1,455                    | 2,666      | 12. 6                   | 318        | 10. 25 | 2005年・Annual |                      |
| 2006年・Annual         | 259                         | 642,578                  | 2,481                    | 15,894     | 11. 1                   | 266        | 1. 4                           | 30,565                   | 40,609     | 11. 30                  | 1,128      | 1. 20  | 2006年・Annual |                      |
| 2007年・Annual         | 260                         | 2,005,416                | 7,713                    | 43,281     | 7. 11                   | 650        | 4. 9                           | 9,403                    | 38,063     | 7. 23                   | 4,446      | 10. 31 | 2007年・Annual |                      |
| 2008年・Annual         | 261                         | 1,334,653                | 5,114                    | 20,731     | 7. 11                   | 48         | 12. 25                         | 2,466                    | 21,381     | 6. 6                    | 2,152      | 11. 4  | 2008年・Annual |                      |
| 2009年・Annual         | 260                         | 467,812                  | 1,799                    | 5,468      | 10. 20                  | 204        | 12. 25                         | 3,831                    | 6,230      | 7. 3                    | 1,999      | 5. 4   | 2009年・Annual |                      |
| 2010年・Annual         | 260                         | 927,926                  | 3,569                    | 15,970     | 5. 6                    | 592        | 2. 15                          | 11,671                   | 14,506     | 10. 19                  | 3,294      | 2. 22  | 2010年・Annual |                      |
| 1月 January           | 20                          | 47,408                   | 2,370                    | 4,043      | 7                       | 1,032      | 25                             | 3,712                    | 6,634      | 7                       | 3,329      | 22     | 1月 January   |                      |
| 2月 February          | 20                          | 35,880                   | 1,794                    | 3,294      | 23                      | 592        | 15                             | 3,572                    | 4,010      | 9                       | 3,294      | 22     | 2月 February  |                      |
| 3月 March             | 23                          | 82,143                   | 3,571                    | 8,751      | 19                      | 1,467      | 11                             | 9,951                    | 10,704     | 25                      | 3,672      | 1      | 3月 March     |                      |
| 4月 April             | 22                          | 112,758                  | 5,125                    | 11,442     | 20                      | 2,294      | 15                             | 8,372                    | 10,735     | 5                       | 7,762      | 19     | 4月 April     |                      |
| 5月 May               | 21                          | 107,780                  | 5,132                    | 15,970     | 6                       | 2,797      | 31                             | 5,671                    | 8,629      | 3                       | 5,296      | 13     | 5月 May       |                      |
| 6月 June              | 22                          | 61,096                   | 2,777                    | 5,215      | 23                      | 993        | 28                             | 7,596                    | 7,596      | 30                      | 5,182      | 14     | 6月 June      |                      |
| 7月 July              | 22                          | 67,745                   | 3,079                    | 4,742      | 20                      | 1,211      | 5                              | 8,120                    | 9,900      | 19                      | 7,603      | 9      | 7月 July      |                      |
| 8月 August            | 22                          | 85,945                   | 3,907                    | 9,882      | 24                      | 1,225      | 3                              | 12,688                   | 12,688     | 31                      | 7,502      | 5      | 8月 August    |                      |
| 9月 September         | 22                          | 88,967                   | 4,044                    | 8,725      | 15                      | 1,618      | 27                             | 10,439                   | 12,110     | 1                       | 8,113      | 16     | 9月 September |                      |
| 10月 October          | 21                          | 48,546                   | 2,312                    | 3,813      | 18                      | 797        | 26                             | 13,298                   | 14,506     | 19                      | 9,710      | 6      | 10月 October  |                      |
| 11月 November         | 22                          | 83,822                   | 3,810                    | 7,907      | 12                      | 1,631      | 11                             | 9,877                    | 12,503     | 1                       | 8,913      | 29     | 11月 November |                      |
| 12月 December         | 23                          | 105,836                  | 4,602                    | 12,225     | 20                      | 979        | 31                             | 11,671                   | 12,327     | 21                      | 8,051      | 15     | 12月 December |                      |

15. くりっく365 (取引所為替証拠金取引) NZドル/円  
New Zealand Dollar-Japanese Yen Exchange Forex Margin contracts

| 年 月<br>Year or Month | 取引<br>日数<br>Trading<br>Days | 取引数量<br>Trading Volume   |                          |            |                         |            |                                | 建玉数量<br>Open Interest    |            |                         |            |        |              | 年 月<br>Year or Month |
|----------------------|-----------------------------|--------------------------|--------------------------|------------|-------------------------|------------|--------------------------------|--------------------------|------------|-------------------------|------------|--------|--------------|----------------------|
|                      |                             | 1日平均<br>Daily<br>Average | 最大<br>Single<br>Day High | 月日<br>Date | 最小<br>Single<br>Day Low | 月日<br>Date | 年月末<br>End of Year<br>or Month | 最大<br>Single<br>Day High | 月日<br>Date | 最小<br>Single<br>Day Low | 月日<br>Date |        |              |                      |
| 2005年・Annual         | 50                          | 429,954                  | 8,599                    | 32,626     | 12. 15                  | 1,019      | 12. 26                         | 31,181                   | 31,181     | 12. 30                  | 2,382      | 10. 24 | 2005年・Annual |                      |
| 2006年・Annual         | 259                         | 1,135,366                | 1,753                    | 17,870     | 9. 14                   | 724        | 12. 25                         | 20,756                   | 48,368     | 3. 16                   | 18,638     | 12. 22 | 2006年・Annual |                      |
| 2007年・Annual         | 260                         | 6,330,039                | 24,346                   | 175,508    | 8. 16                   | 1,307      | 12. 25                         | 44,833                   | 93,748     | 7. 11                   | 21,334     | 1. 3   | 2007年・Annual |                      |
| 2008年・Annual         | 261                         | 4,966,753                | 19,030                   | 100,257    | 8. 13                   | 469        | 12. 25                         | 34,944                   | 214,603    | 8. 1                    | 30,237     | 11. 4  | 2008年・Annual |                      |
| 2009年・Annual         | 260                         | 2,097,853                | 8,069                    | 23,008     | 4. 3                    | 353        | 12. 25                         | 30,889                   | 45,948     | 4. 17                   | 28,056     | 10. 15 | 2009年・Annual |                      |
| 2010年・Annual         | 260                         | 2,196,138                | 8,447                    | 26,248     | 9. 15                   | 1,370      | 2. 15                          | 40,343                   | 51,910     | 12. 22                  | 27,840     | 5. 3   | 2010年・Annual |                      |
| 1月 January           | 20                          | 117,403                  | 5,870                    | 10,357     | 20                      | 2,332      | 18                             | 37,730                   | 38,325     | 27                      | 28,701     | 6      | 1月 January   |                      |
| 2月 February          | 20                          | 113,812                  | 5,691                    | 17,410     | 4                       | 1,370      | 15                             | 39,544                   | 41,147     | 8                       | 37,290     | 1      | 2月 February  |                      |
| 3月 March             | 23                          | 108,297                  | 4,709                    | 7,637      | 25                      | 2,227      | 15                             | 33,682                   | 42,213     | 4                       | 33,443     | 30     | 3月 March     |                      |
| 4月 April             | 22                          | 139,602                  | 6,346                    | 10,173     | 30                      | 2,656      | 12                             | 28,436                   | 33,689     | 19                      | 28,436     | 30     | 4月 April     |                      |
| 5月 May               | 21                          | 205,805                  | 9,800                    | 22,054     | 6                       | 4,724      | 31                             | 32,769                   | 35,521     | 19                      | 27,840     | 3      | 5月 May       |                      |
| 6月 June              | 22                          | 122,618                  | 5,574                    | 10,272     | 29                      | 2,740      | 18                             | 34,240                   | 35,653     | 7                       | 30,646     | 22     | 6月 June      |                      |
| 7月 July              | 22                          | 125,405                  | 5,700                    | 11,018     | 16                      | 1,934      | 5                              | 32,192                   | 36,264     | 6                       | 30,032     | 27     | 7月 July      |                      |
| 8月 August            | 22                          | 213,581                  | 9,708                    | 22,345     | 24                      | 3,002      | 9                              | 46,365                   | 46,365     | 31                      | 31,391     | 2      | 8月 August    |                      |
| 9月 September         | 22                          | 276,820                  | 12,583                   | 26,248     | 15                      | 5,245      | 27                             | 37,901                   | 41,684     | 1                       | 33,804     | 15     | 9月 September |                      |
| 10月 October          | 21                          | 201,377                  | 9,589                    | 15,411     | 15                      | 4,990      | 25                             | 37,033                   | 39,962     | 21                      | 34,396     | 13     | 10月 October  |                      |
| 11月 November         | 22                          | 321,536                  | 14,615                   | 24,487     | 23                      | 8,268      | 25                             | 38,123                   | 38,123     | 30                      | 28,177     | 18     | 11月 November |                      |
| 12月 December         | 23                          | 249,882                  | 10,864                   | 18,209     | 8                       | 4,516      | 24                             | 40,343                   | 51,910     | 22                      | 35,449     | 7      | 12月 December |                      |

16. くりっく365 (取引所為替証拠金取引) 南アフリカランド/円  
South African Rand-Japanese Yen Exchange Forex Margin contracts

| 年 月<br>Year or Month | 取引<br>日数<br>Trading<br>Days | 取引数量<br>Trading Volume   |                          |            |                         |            |                                | 建玉数量<br>Open Interest    |            |                         |            |        |              | 年 月<br>Year or Month |
|----------------------|-----------------------------|--------------------------|--------------------------|------------|-------------------------|------------|--------------------------------|--------------------------|------------|-------------------------|------------|--------|--------------|----------------------|
|                      |                             | 1日平均<br>Daily<br>Average | 最大<br>Single<br>Day High | 月日<br>Date | 最小<br>Single<br>Day Low | 月日<br>Date | 年月末<br>End of Year<br>or Month | 最大<br>Single<br>Day High | 月日<br>Date | 最小<br>Single<br>Day Low | 月日<br>Date |        |              |                      |
| 2005年・Annual         | -                           | -                        | -                        | -          | -                       | -          | -                              | -                        | -          | -                       | -          | -      | 2005年・Annual |                      |
| 2006年・Annual         | -                           | -                        | -                        | -          | -                       | -          | -                              | -                        | -          | -                       | -          | -      | 2006年・Annual |                      |
| 2007年・Annual         | -                           | -                        | -                        | -          | -                       | -          | -                              | -                        | -          | -                       | -          | -      | 2007年・Annual |                      |
| 2008年・Annual         | 48                          | 48,086                   | 1,002                    | 2,662      | 12. 12                  | 71         | 12. 25                         | 4,023                    | 6,311      | 12. 16                  | 249        | 10. 27 | 2008年・Annual |                      |
| 2009年・Annual         | 260                         | 860,162                  | 3,308                    | 28,893     | 11. 2                   | 217        | 12. 25                         | 12,087                   | 41,363     | 10. 30                  | 3,942      | 1. 2   | 2009年・Annual |                      |
| 2010年・Annual         | 260                         | 1,185,379                | 4,559                    | 31,115     | 5. 6                    | 864        | 8. 18                          | 23,372                   | 44,133     | 2. 25                   | 11,482     | 1. 4   | 2010年・Annual |                      |
| 1月 January           | 20                          | 88,295                   | 4,415                    | 8,856      | 22                      | 1,041      | 18                             | 30,151                   | 31,205     | 27                      | 11,482     | 4      | 1月 January   |                      |
| 2月 February          | 20                          | 117,662                  | 5,883                    | 14,055     | 5                       | 1,379      | 15                             | 42,673                   | 44,133     | 25                      | 27,776     | 3      | 2月 February  |                      |
| 3月 March             | 23                          | 93,209                   | 4,053                    | 10,739     | 5                       | 1,609      | 23                             | 15,655                   | 41,253     | 1                       | 15,655     | 31     | 3月 March     |                      |
| 4月 April             | 22                          | 105,117                  | 4,778                    | 7,284      | 16                      | 2,166      | 5                              | 22,062                   | 26,449     | 22                      | 15,614     | 2      | 4月 April     |                      |
| 5月 May               | 21                          | 190,083                  | 9,052                    | 31,115     | 6                       | 2,056      | 31                             | 30,439                   | 35,646     | 20                      | 22,711     | 3      | 5月 May       |                      |
| 6月 June              | 22                          | 87,462                   | 3,976                    | 7,152      | 24                      | 2,115      | 18                             | 35,811                   | 35,811     | 30                      | 27,616     | 21     | 6月 June      |                      |
| 7月 July              | 22                          | 78,321                   | 3,560                    | 11,183     | 1                       | 1,353      | 9                              | 30,750                   | 39,422     | 5                       | 30,685     | 28     | 7月 July      |                      |
| 8月 August            | 22                          | 68,572                   | 3,117                    | 9,407      | 24                      | 864        | 18                             | 39,310                   | 39,310     | 31                      | 29,878     | 9      | 8月 August    |                      |
| 9月 September         | 22                          | 75,347                   | 3,425                    | 9,915      | 15                      | 1,151      | 27                             | 28,043                   | 37,722     | 1                       | 25,471     | 22     | 9月 September |                      |
| 10月 October          | 21                          | 88,880                   | 4,232                    | 7,172      | 27                      | 2,061      | 11                             | 43,649                   | 43,649     | 29                      | 25,242     | 6      | 10月 October  |                      |
| 11月 November         | 22                          | 100,149                  | 4,552                    | 10,569     | 12                      | 1,924      | 11                             | 37,644                   | 43,394     | 1                       | 30,303     | 19     | 11月 November |                      |
| 12月 December         | 23                          | 92,282                   | 4,012                    | 11,791     | 1                       | 1,547      | 24                             | 23,372                   | 29,356     | 1                       | 22,723     | 28     | 12月 December |                      |

2010 ANNUAL STATISTICS

17. くりっく365 (取引所為替証拠金取引) ノルウェークローネ/円  
Norwegian Krone-Japanese Yen Exchange Forex Margin contracts

| 年 月<br>Year or Month | 取引<br>日数<br>Trading<br>Days | 取引 数 量<br>Trading Volume |                          |             |                         |             |                                | 建 玉 数 量<br>Open Interest |             |                         |             |        |              | 年 月<br>Year or Month |
|----------------------|-----------------------------|--------------------------|--------------------------|-------------|-------------------------|-------------|--------------------------------|--------------------------|-------------|-------------------------|-------------|--------|--------------|----------------------|
|                      |                             | 1日平均<br>Daily<br>Average | 最大<br>Single<br>Day High | 月 日<br>Date | 最小<br>Single<br>Day Low | 月 日<br>Date | 年月末<br>End of Year<br>or Month | 最大<br>Single<br>Day High | 月 日<br>Date | 最小<br>Single<br>Day Low | 月 日<br>Date |        |              |                      |
| 2005年・Annual         | -                           | -                        | -                        | -           | -                       | -           | -                              | -                        | -           | -                       | -           | -      | -            | 2005年・Annual         |
| 2006年・Annual         | -                           | -                        | -                        | -           | -                       | -           | -                              | -                        | -           | -                       | -           | -      | -            | 2006年・Annual         |
| 2007年・Annual         | -                           | -                        | -                        | -           | -                       | -           | -                              | -                        | -           | -                       | -           | -      | -            | 2007年・Annual         |
| 2008年・Annual         | 48                          | 1,948                    | 41                       | 372         | 12. 19                  | -           | 12. 25                         | 209                      | 450         | 12. 19                  | 3           | 10. 28 | 2008年・Annual |                      |
| 2009年・Annual         | 260                         | 27,956                   | 108                      | 664         | 12. 15                  | 7           | 2. 12                          | 395                      | 1,052       | 12. 14                  | 66          | 5. 8   | 2009年・Annual |                      |
| 2010年・Annual         | 260                         | 36,144                   | 139                      | 790         | 5. 6                    | 11          | 5. 31                          | 1,128                    | 1,766       | 11. 30                  | 304         | 1. 11  | 2010年・Annual |                      |
| 1月 January           | 20                          | 2,035                    | 102                      | 219         | 12                      | 23          | 18                             | 832                      | 832         | 29                      | 304         | 11     | 1月 January   |                      |
| 2月 February          | 20                          | 2,793                    | 140                      | 620         | 8                       | 32          | 10                             | 948                      | 1,321       | 5                       | 826         | 1      | 2月 February  |                      |
| 3月 March             | 23                          | 2,359                    | 103                      | 273         | 31                      | 37          | 17                             | 924                      | 1,008       | 25                      | 825         | 16     | 3月 March     |                      |
| 4月 April             | 22                          | 2,294                    | 104                      | 221         | 30                      | 42          | 8                              | 682                      | 793         | 27                      | 682         | 30     | 4月 April     |                      |
| 5月 May               | 21                          | 5,545                    | 264                      | 790         | 6                       | 11          | 31                             | 833                      | 1,086       | 7                       | 710         | 3      | 5月 May       |                      |
| 6月 June              | 22                          | 1,834                    | 83                       | 145         | 22                      | 22          | 18                             | 954                      | 954         | 30                      | 755         | 18     | 6月 June      |                      |
| 7月 July              | 22                          | 1,793                    | 82                       | 184         | 16                      | 30          | 30                             | 804                      | 960         | 7                       | 799         | 29     | 7月 July      |                      |
| 8月 August            | 22                          | 3,334                    | 152                      | 499         | 24                      | 36          | 9                              | 1,141                    | 1,149       | 25                      | 728         | 2      | 8月 August    |                      |
| 9月 September         | 22                          | 3,567                    | 162                      | 369         | 15                      | 26          | 6                              | 891                      | 1,164       | 8                       | 845         | 22     | 9月 September |                      |
| 10月 October          | 21                          | 2,658                    | 127                      | 281         | 29                      | 52          | 1                              | 1,128                    | 1,144       | 28                      | 822         | 6      | 10月 October  |                      |
| 11月 November         | 22                          | 4,319                    | 196                      | 568         | 23                      | 58          | 25                             | 1,766                    | 1,766       | 30                      | 876         | 5      | 11月 November |                      |
| 12月 December         | 23                          | 3,613                    | 157                      | 432         | 1                       | 39          | 21                             | 1,128                    | 1,524       | 1                       | 981         | 17     | 12月 December |                      |

18. くりっく365 (取引所為替証拠金取引) 香港ドル/円  
Hong Kong Dollar-Japanese Yen Exchange Forex Margin contracts

| 年 月<br>Year or Month | 取引<br>日数<br>Trading<br>Days | 取引 数 量<br>Trading Volume |                          |             |                         |             |                                | 建 玉 数 量<br>Open Interest |             |                         |             |        |              | 年 月<br>Year or Month |
|----------------------|-----------------------------|--------------------------|--------------------------|-------------|-------------------------|-------------|--------------------------------|--------------------------|-------------|-------------------------|-------------|--------|--------------|----------------------|
|                      |                             | 1日平均<br>Daily<br>Average | 最大<br>Single<br>Day High | 月 日<br>Date | 最小<br>Single<br>Day Low | 月 日<br>Date | 年月末<br>End of Year<br>or Month | 最大<br>Single<br>Day High | 月 日<br>Date | 最小<br>Single<br>Day Low | 月 日<br>Date |        |              |                      |
| 2005年・Annual         | -                           | -                        | -                        | -           | -                       | -           | -                              | -                        | -           | -                       | -           | -      | -            | 2005年・Annual         |
| 2006年・Annual         | -                           | -                        | -                        | -           | -                       | -           | -                              | -                        | -           | -                       | -           | -      | -            | 2006年・Annual         |
| 2007年・Annual         | -                           | -                        | -                        | -           | -                       | -           | -                              | -                        | -           | -                       | -           | -      | -            | 2007年・Annual         |
| 2008年・Annual         | 48                          | 2,014                    | 42                       | 233         | 12. 22                  | -           | 12. 25                         | 47                       | 97          | 12. 24                  | 2           | 10. 27 | 2008年・Annual |                      |
| 2009年・Annual         | 260                         | 21,825                   | 84                       | 1,177       | 10. 23                  | 1           | 11. 5                          | 735                      | 789         | 12. 30                  | 22          | 1. 13  | 2009年・Annual |                      |
| 2010年・Annual         | 260                         | 53,830                   | 207                      | 1,803       | 3. 18                   | 1           | 6. 9                           | 811                      | 891         | 11. 2                   | 224         | 3. 15  | 2010年・Annual |                      |
| 1月 January           | 20                          | 2,518                    | 126                      | 402         | 29                      | 10          | 13                             | 658                      | 818         | 7                       | 637         | 28     | 1月 January   |                      |
| 2月 February          | 20                          | 4,404                    | 220                      | 683         | 16                      | 21          | 19                             | 371                      | 730         | 3                       | 324         | 5      | 2月 February  |                      |
| 3月 March             | 23                          | 9,359                    | 407                      | 1,803       | 18                      | 15          | 8                              | 358                      | 461         | 30                      | 224         | 15     | 3月 March     |                      |
| 4月 April             | 22                          | 19,660                   | 894                      | 1,551       | 1                       | 53          | 28                             | 422                      | 468         | 15                      | 364         | 7      | 4月 April     |                      |
| 5月 May               | 21                          | 3,878                    | 185                      | 1,342       | 6                       | 5           | 24                             | 325                      | 452         | 3                       | 320         | 28     | 5月 May       |                      |
| 6月 June              | 22                          | 1,089                    | 50                       | 196         | 23                      | 1           | 9                              | 521                      | 521         | 30                      | 301         | 10     | 6月 June      |                      |
| 7月 July              | 22                          | 686                      | 31                       | 118         | 1                       | 7           | 26                             | 695                      | 695         | 30                      | 596         | 2      | 7月 July      |                      |
| 8月 August            | 22                          | 1,722                    | 78                       | 248         | 24                      | 23          | 18                             | 799                      | 818         | 19                      | 688         | 2      | 8月 August    |                      |
| 9月 September         | 22                          | 2,534                    | 115                      | 847         | 2                       | 15          | 29                             | 652                      | 789         | 6                       | 605         | 20     | 9月 September |                      |
| 10月 October          | 21                          | 1,355                    | 65                       | 124         | 1                       | 18          | 13                             | 854                      | 871         | 25                      | 745         | 4      | 10月 October  |                      |
| 11月 November         | 22                          | 4,005                    | 182                      | 891         | 10                      | 15          | 25                             | 744                      | 891         | 2                       | 732         | 17     | 11月 November |                      |
| 12月 December         | 23                          | 2,620                    | 114                      | 367         | 13                      | 13          | 17                             | 811                      | 833         | 30                      | 707         | 9      | 12月 December |                      |

19. くりっく365 (取引所為替証拠金取引) スウェーデンクローナ/円  
Swedish Krona-Japanese Yen Exchange Forex Margin contracts

| 年 月<br>Year or Month | 取引<br>日数<br>Trading<br>Days | 取引数量<br>Trading Volume   |                          |            |                         |            |                                | 建玉数量<br>Open Interest    |            |                         |            |        |              | 年 月<br>Year or Month |
|----------------------|-----------------------------|--------------------------|--------------------------|------------|-------------------------|------------|--------------------------------|--------------------------|------------|-------------------------|------------|--------|--------------|----------------------|
|                      |                             | 1日平均<br>Daily<br>Average | 最大<br>Single<br>Day High | 月日<br>Date | 最小<br>Single<br>Day Low | 月日<br>Date | 年月末<br>End of Year<br>or Month | 最大<br>Single<br>Day High | 月日<br>Date | 最小<br>Single<br>Day Low | 月日<br>Date |        |              |                      |
| 2005年・Annual         | -                           | -                        | -                        | -          | -                       | -          | -                              | -                        | -          | -                       | -          | -      | 2005年・Annual |                      |
| 2006年・Annual         | -                           | -                        | -                        | -          | -                       | -          | -                              | -                        | -          | -                       | -          | -      | 2006年・Annual |                      |
| 2007年・Annual         | -                           | -                        | -                        | -          | -                       | -          | -                              | -                        | -          | -                       | -          | -      | 2007年・Annual |                      |
| 2008年・Annual         | 48                          | 592                      | 12                       | 49         | 12. 4                   | -          | 11. 17                         | 21                       | 30         | 10. 30                  | 2          | 10. 28 | 2008年・Annual |                      |
| 2009年・Annual         | 260                         | 15,926                   | 61                       | 4,144      | 3. 18                   | -          | 2. 3                           | 175                      | 315        | 6. 23                   | 8          | 1. 28  | 2009年・Annual |                      |
| 2010年・Annual         | 260                         | 21,591                   | 83                       | 643        | 11. 12                  | 2          | 6. 25                          | 301                      | 394        | 3. 19                   | 137        | 7. 14  | 2010年・Annual |                      |
| 1月 January           | 20                          | 853                      | 43                       | 92         | 14                      | 4          | 18                             | 355                      | 363        | 28                      | 182        | 8      | 1月 January   |                      |
| 2月 February          | 20                          | 1,376                    | 69                       | 153        | 25                      | 14         | 3                              | 345                      | 369        | 24                      | 337        | 3      | 2月 February  |                      |
| 3月 March             | 23                          | 2,069                    | 90                       | 248        | 12                      | 12         | 4                              | 343                      | 394        | 19                      | 305        | 26     | 3月 March     |                      |
| 4月 April             | 22                          | 1,963                    | 89                       | 177        | 22                      | 32         | 26                             | 321                      | 381        | 28                      | 293        | 21     | 4月 April     |                      |
| 5月 May               | 21                          | 2,872                    | 137                      | 467        | 5                       | 21         | 31                             | 159                      | 325        | 5                       | 159        | 31     | 5月 May       |                      |
| 6月 June              | 22                          | 1,037                    | 47                       | 165        | 4                       | 2          | 25                             | 184                      | 184        | 8                       | 149        | 3      | 6月 June      |                      |
| 7月 July              | 22                          | 705                      | 32                       | 56         | 20                      | 10         | 5                              | 163                      | 195        | 5                       | 137        | 14     | 7月 July      |                      |
| 8月 August            | 22                          | 952                      | 43                       | 131        | 30                      | 9          | 18                             | 248                      | 256        | 30                      | 155        | 2      | 8月 August    |                      |
| 9月 September         | 22                          | 1,318                    | 60                       | 111        | 3                       | 10         | 27                             | 221                      | 236        | 1                       | 189        | 22     | 9月 September |                      |
| 10月 October          | 21                          | 1,026                    | 49                       | 197        | 26                      | 11         | 1                              | 236                      | 288        | 25                      | 191        | 21     | 10月 October  |                      |
| 11月 November         | 22                          | 4,710                    | 214                      | 643        | 12                      | 49         | 25                             | 310                      | 364        | 16                      | 160        | 5      | 11月 November |                      |
| 12月 December         | 23                          | 2,710                    | 118                      | 412        | 1                       | 20         | 21                             | 301                      | 346        | 29                      | 213        | 13     | 12月 December |                      |

20. くりっく365 (取引所為替証拠金取引) ポーランドズロチ/円  
Polish Zloty-Japanese Yen Exchange Forex Margin contracts

| 年 月<br>Year or Month | 取引<br>日数<br>Trading<br>Days | 取引数量<br>Trading Volume   |                          |            |                         |            |                                | 建玉数量<br>Open Interest    |            |                         |            |        |              | 年 月<br>Year or Month |
|----------------------|-----------------------------|--------------------------|--------------------------|------------|-------------------------|------------|--------------------------------|--------------------------|------------|-------------------------|------------|--------|--------------|----------------------|
|                      |                             | 1日平均<br>Daily<br>Average | 最大<br>Single<br>Day High | 月日<br>Date | 最小<br>Single<br>Day Low | 月日<br>Date | 年月末<br>End of Year<br>or Month | 最大<br>Single<br>Day High | 月日<br>Date | 最小<br>Single<br>Day Low | 月日<br>Date |        |              |                      |
| 2005年・Annual         | -                           | -                        | -                        | -          | -                       | -          | -                              | -                        | -          | -                       | -          | -      | 2005年・Annual |                      |
| 2006年・Annual         | -                           | -                        | -                        | -          | -                       | -          | -                              | -                        | -          | -                       | -          | -      | 2006年・Annual |                      |
| 2007年・Annual         | -                           | -                        | -                        | -          | -                       | -          | -                              | -                        | -          | -                       | -          | -      | 2007年・Annual |                      |
| 2008年・Annual         | 48                          | 22,335                   | 465                      | 1,824      | 12. 19                  | 18         | 12. 25                         | 1,916                    | 2,659      | 12. 19                  | 36         | 10. 28 | 2008年・Annual |                      |
| 2009年・Annual         | 260                         | 217,530                  | 837                      | 6,159      | 12. 4                   | 51         | 3. 26                          | 8,240                    | 12,062     | 12. 4                   | 1,035      | 5. 8   | 2009年・Annual |                      |
| 2010年・Annual         | 260                         | 152,485                  | 586                      | 6,171      | 5. 6                    | 66         | 9. 20                          | 4,131                    | 7,855      | 1. 28                   | 2,541      | 4. 12  | 2010年・Annual |                      |
| 1月 January           | 20                          | 23,631                   | 1,182                    | 2,125      | 22                      | 599        | 25                             | 7,636                    | 7,855      | 28                      | 4,562      | 14     | 1月 January   |                      |
| 2月 February          | 20                          | 18,662                   | 933                      | 3,235      | 4                       | 135        | 15                             | 5,923                    | 7,398      | 1                       | 5,923      | 26     | 2月 February  |                      |
| 3月 March             | 23                          | 13,255                   | 576                      | 1,180      | 5                       | 236        | 23                             | 3,325                    | 6,008      | 2                       | 3,325      | 31     | 3月 March     |                      |
| 4月 April             | 22                          | 15,013                   | 682                      | 1,697      | 19                      | 232        | 14                             | 5,278                    | 5,278      | 30                      | 2,541      | 12     | 4月 April     |                      |
| 5月 May               | 21                          | 28,690                   | 1,366                    | 6,171      | 6                       | 228        | 3                              | 4,668                    | 6,509      | 5                       | 4,325      | 20     | 5月 May       |                      |
| 6月 June              | 22                          | 13,384                   | 608                      | 1,346      | 7                       | 202        | 18                             | 5,253                    | 5,426      | 29                      | 4,594      | 21     | 6月 June      |                      |
| 7月 July              | 22                          | 6,385                    | 290                      | 818        | 8                       | 100        | 29                             | 3,647                    | 5,159      | 1                       | 3,647      | 30     | 7月 July      |                      |
| 8月 August            | 22                          | 6,719                    | 305                      | 1,072      | 24                      | 83         | 9                              | 3,973                    | 4,169      | 23                      | 3,558      | 3      | 8月 August    |                      |
| 9月 September         | 22                          | 6,702                    | 305                      | 953        | 15                      | 66         | 20                             | 3,166                    | 4,091      | 9                       | 3,152      | 29     | 9月 September |                      |
| 10月 October          | 21                          | 4,589                    | 219                      | 374        | 20                      | 86         | 15                             | 3,209                    | 3,209      | 29                      | 2,864      | 14     | 10月 October  |                      |
| 11月 November         | 22                          | 9,420                    | 428                      | 958        | 24                      | 85         | 1                              | 4,204                    | 4,204      | 30                      | 2,800      | 5      | 11月 November |                      |
| 12月 December         | 23                          | 6,035                    | 262                      | 581        | 13                      | 87         | 27                             | 4,131                    | 4,289      | 29                      | 3,636      | 15     | 12月 December |                      |

2010 ANNUAL STATISTICS

21. くりっく365 (取引所為替証拠金取引) ユーロ/米ドル  
Euro-U.S. Dollar Exchange Forex Margin contracts

| 年 月<br>Year or Month | 取引<br>日数<br>Trading<br>Days | 取引数量<br>Trading Volume   |                          |            |                         |            |                                | 建玉数量<br>Open Interest    |            |                         |            |        |              | 年 月<br>Year or Month |
|----------------------|-----------------------------|--------------------------|--------------------------|------------|-------------------------|------------|--------------------------------|--------------------------|------------|-------------------------|------------|--------|--------------|----------------------|
|                      |                             | 1日平均<br>Daily<br>Average | 最大<br>Single<br>Day High | 月日<br>Date | 最小<br>Single<br>Day Low | 月日<br>Date | 年月末<br>End of Year<br>or Month | 最大<br>Single<br>Day High | 月日<br>Date | 最小<br>Single<br>Day Low | 月日<br>Date |        |              |                      |
| 2005年・Annual         | -                           | -                        | -                        | -          | -                       | -          | -                              | -                        | -          | -                       | -          | -      | -            | 2005年・Annual         |
| 2006年・Annual         | -                           | -                        | -                        | -          | -                       | -          | -                              | -                        | -          | -                       | -          | -      | -            | 2006年・Annual         |
| 2007年・Annual         | -                           | -                        | -                        | -          | -                       | -          | -                              | -                        | -          | -                       | -          | -      | -            | 2007年・Annual         |
| 2008年・Annual         | 48                          | 141,449                  | 2,947                    | 13,650     | 12. 18                  | 206        | 12. 25                         | 2,704                    | 2,704      | 12. 31                  | 170        | 10. 31 | 2008年・Annual |                      |
| 2009年・Annual         | 260                         | 1,116,564                | 4,294                    | 14,923     | 12. 17                  | 131        | 12. 25                         | 6,234                    | 7,545      | 12. 22                  | 1,467      | 1. 23  | 2009年・Annual |                      |
| 2010年・Annual         | 260                         | 3,674,987                | 14,135                   | 86,893     | 12. 2                   | 1,733      | 6. 28                          | 15,356                   | 27,298     | 11. 2                   | 4,816      | 5. 21  | 2010年・Annual |                      |
| 1月 January           | 20                          | 110,186                  | 5,509                    | 13,990     | 20                      | 1,747      | 25                             | 6,640                    | 8,213      | 20                      | 5,540      | 13     | 1月 January   |                      |
| 2月 February          | 20                          | 100,412                  | 5,021                    | 8,851      | 18                      | 2,039      | 15                             | 5,686                    | 7,337      | 18                      | 5,160      | 9      | 2月 February  |                      |
| 3月 March             | 23                          | 136,607                  | 5,939                    | 14,467     | 24                      | 2,898      | 11                             | 8,005                    | 9,541      | 19                      | 5,479      | 3      | 3月 March     |                      |
| 4月 April             | 22                          | 118,684                  | 5,395                    | 10,754     | 28                      | 3,079      | 20                             | 7,012                    | 9,278      | 26                      | 7,005      | 23     | 4月 April     |                      |
| 5月 May               | 21                          | 192,789                  | 9,180                    | 21,037     | 6                       | 2,687      | 31                             | 5,621                    | 10,572     | 4                       | 4,816      | 21     | 5月 May       |                      |
| 6月 June              | 22                          | 110,835                  | 5,038                    | 9,292      | 4                       | 1,733      | 28                             | 5,678                    | 8,516      | 17                      | 5,365      | 8      | 6月 June      |                      |
| 7月 July              | 22                          | 102,072                  | 4,640                    | 7,404      | 16                      | 1,821      | 5                              | 7,740                    | 9,360      | 13                      | 7,740      | 30     | 7月 July      |                      |
| 8月 August            | 22                          | 156,255                  | 7,103                    | 11,960     | 3                       | 3,404      | 18                             | 8,369                    | 10,513     | 6                       | 7,036      | 20     | 8月 August    |                      |
| 9月 September         | 22                          | 212,311                  | 9,651                    | 29,587     | 28                      | 2,067      | 6                              | 15,430                   | 16,812     | 29                      | 7,277      | 8      | 9月 September |                      |
| 10月 October          | 21                          | 639,145                  | 30,435                   | 52,562     | 28                      | 16,148     | 11                             | 20,675                   | 22,106     | 25                      | 15,739     | 4      | 10月 October  |                      |
| 11月 November         | 22                          | 983,784                  | 44,717                   | 81,083     | 12                      | 23,858     | 25                             | 13,451                   | 27,298     | 2                       | 12,635     | 23     | 11月 November |                      |
| 12月 December         | 23                          | 811,907                  | 35,300                   | 86,893     | 2                       | 7,872      | 24                             | 15,356                   | 22,091     | 13                      | 11,736     | 21     | 12月 December |                      |

22. くりっく365 (取引所為替証拠金取引) 英ポンド/米ドル  
British Pound-U.S. Dollar Exchange Forex Margin contracts

| 年 月<br>Year or Month | 取引<br>日数<br>Trading<br>Days | 取引数量<br>Trading Volume   |                          |            |                         |            |                                | 建玉数量<br>Open Interest    |            |                         |            |        |              | 年 月<br>Year or Month |
|----------------------|-----------------------------|--------------------------|--------------------------|------------|-------------------------|------------|--------------------------------|--------------------------|------------|-------------------------|------------|--------|--------------|----------------------|
|                      |                             | 1日平均<br>Daily<br>Average | 最大<br>Single<br>Day High | 月日<br>Date | 最小<br>Single<br>Day Low | 月日<br>Date | 年月末<br>End of Year<br>or Month | 最大<br>Single<br>Day High | 月日<br>Date | 最小<br>Single<br>Day Low | 月日<br>Date |        |              |                      |
| 2005年・Annual         | -                           | -                        | -                        | -          | -                       | -          | -                              | -                        | -          | -                       | -          | -      | -            | 2005年・Annual         |
| 2006年・Annual         | -                           | -                        | -                        | -          | -                       | -          | -                              | -                        | -          | -                       | -          | -      | -            | 2006年・Annual         |
| 2007年・Annual         | -                           | -                        | -                        | -          | -                       | -          | -                              | -                        | -          | -                       | -          | -      | -            | 2007年・Annual         |
| 2008年・Annual         | 48                          | 19,796                   | 412                      | 1,334      | 12. 5                   | 33         | 12. 25                         | 279                      | 329        | 12. 18                  | 1          | 10. 27 | 2008年・Annual |                      |
| 2009年・Annual         | 260                         | 426,937                  | 1,642                    | 5,819      | 6. 3                    | 42         | 12. 25                         | 2,287                    | 3,642      | 12. 29                  | 225        | 1. 13  | 2009年・Annual |                      |
| 2010年・Annual         | 260                         | 555,891                  | 2,138                    | 12,251     | 1. 20                   | 316        | 2. 15                          | 1,436                    | 3,611      | 4. 6                    | 678        | 5. 20  | 2010年・Annual |                      |
| 1月 January           | 20                          | 42,566                   | 2,128                    | 12,251     | 20                      | 474        | 25                             | 1,724                    | 2,654      | 7                       | 1,540      | 27     | 1月 January   |                      |
| 2月 February          | 20                          | 28,751                   | 1,438                    | 5,165      | 23                      | 316        | 15                             | 1,577                    | 2,408      | 3                       | 1,238      | 16     | 2月 February  |                      |
| 3月 March             | 23                          | 40,093                   | 1,743                    | 3,022      | 25                      | 801        | 5                              | 3,214                    | 3,222      | 26                      | 1,526      | 9      | 3月 March     |                      |
| 4月 April             | 22                          | 38,622                   | 1,756                    | 5,679      | 23                      | 721        | 22                             | 2,515                    | 3,611      | 6                       | 1,657      | 27     | 4月 April     |                      |
| 5月 May               | 21                          | 28,636                   | 1,364                    | 2,707      | 19                      | 394        | 26                             | 787                      | 2,433      | 4                       | 678        | 20     | 5月 May       |                      |
| 6月 June              | 22                          | 24,105                   | 1,096                    | 2,314      | 24                      | 535        | 10                             | 881                      | 1,344      | 23                      | 690        | 9      | 6月 June      |                      |
| 7月 July              | 22                          | 35,117                   | 1,596                    | 4,863      | 13                      | 500        | 5                              | 2,233                    | 2,233      | 30                      | 839        | 9      | 7月 July      |                      |
| 8月 August            | 22                          | 54,262                   | 2,466                    | 5,502      | 11                      | 785        | 23                             | 873                      | 2,868      | 11                      | 873        | 31     | 8月 August    |                      |
| 9月 September         | 22                          | 50,845                   | 2,311                    | 4,599      | 20                      | 849        | 3                              | 1,118                    | 2,628      | 24                      | 819        | 10     | 9月 September |                      |
| 10月 October          | 21                          | 72,961                   | 3,474                    | 9,857      | 7                       | 1,202      | 11                             | 2,128                    | 2,447      | 19                      | 1,120      | 15     | 10月 October  |                      |
| 11月 November         | 22                          | 74,556                   | 3,389                    | 6,665      | 9                       | 1,417      | 25                             | 1,349                    | 2,307      | 4                       | 1,195      | 23     | 11月 November |                      |
| 12月 December         | 23                          | 65,377                   | 2,842                    | 5,766      | 30                      | 1,387      | 24                             | 1,436                    | 2,294      | 22                      | 1,214      | 6      | 12月 December |                      |

23. くりっく365 (取引所為替証拠金取引) 英ポンド/スイスフラン  
British Pound-Swiss Franc Exchange Forex Margin contracts

| 年 月<br>Year or Month | 取引<br>日数<br>Trading<br>Days | 取引数量<br>Trading Volume   |                          |            |                         |            |                                | 建玉数量<br>Open Interest    |            |                         |            |        |              | 年 月<br>Year or Month |
|----------------------|-----------------------------|--------------------------|--------------------------|------------|-------------------------|------------|--------------------------------|--------------------------|------------|-------------------------|------------|--------|--------------|----------------------|
|                      |                             | 1日平均<br>Daily<br>Average | 最大<br>Single<br>Day High | 月日<br>Date | 最小<br>Single<br>Day Low | 月日<br>Date | 年月末<br>End of Year<br>or Month | 最大<br>Single<br>Day High | 月日<br>Date | 最小<br>Single<br>Day Low | 月日<br>Date |        |              |                      |
| 2005年・Annual         | -                           | -                        | -                        | -          | -                       | -          | -                              | -                        | -          | -                       | -          | -      | 2005年・Annual |                      |
| 2006年・Annual         | -                           | -                        | -                        | -          | -                       | -          | -                              | -                        | -          | -                       | -          | -      | 2006年・Annual |                      |
| 2007年・Annual         | -                           | -                        | -                        | -          | -                       | -          | -                              | -                        | -          | -                       | -          | -      | 2007年・Annual |                      |
| 2008年・Annual         | 48                          | 2,329                    | 49                       | 627        | 12. 29                  | 1          | 12. 4                          | 52                       | 87         | 11. 13                  | 2          | 10. 27 | 2008年・Annual |                      |
| 2009年・Annual         | 260                         | 27,895                   | 107                      | 673        | 8. 24                   | 6          | 2. 26                          | 303                      | 678        | 9. 9                    | 33         | 1. 13  | 2009年・Annual |                      |
| 2010年・Annual         | 260                         | 79,909                   | 307                      | 2,541      | 12. 15                  | 8          | 5. 26                          | 1,736                    | 2,453      | 12. 22                  | 248        | 6. 1   | 2010年・Annual |                      |
| 1月 January           | 20                          | 5,126                    | 256                      | 1,393      | 15                      | 39         | 7                              | 276                      | 1,194      | 11                      | 266        | 27     | 1月 January   |                      |
| 2月 February          | 20                          | 1,283                    | 64                       | 114        | 4                       | 30         | 17                             | 334                      | 334        | 26                      | 288        | 1      | 2月 February  |                      |
| 3月 March             | 23                          | 2,442                    | 106                      | 234        | 15                      | 56         | 3                              | 484                      | 484        | 31                      | 346        | 1      | 3月 March     |                      |
| 4月 April             | 22                          | 2,506                    | 114                      | 251        | 1                       | 11         | 16                             | 400                      | 473        | 1                       | 342        | 27     | 4月 April     |                      |
| 5月 May               | 21                          | 1,993                    | 95                       | 279        | 6                       | 8          | 26                             | 257                      | 434        | 13                      | 254        | 27     | 5月 May       |                      |
| 6月 June              | 22                          | 1,296                    | 59                       | 161        | 28                      | 14         | 11                             | 291                      | 291        | 30                      | 248        | 1      | 6月 June      |                      |
| 7月 July              | 22                          | 3,088                    | 140                      | 670        | 26                      | 11         | 5                              | 290                      | 453        | 22                      | 279        | 1      | 7月 July      |                      |
| 8月 August            | 22                          | 3,805                    | 173                      | 544        | 27                      | 32         | 10                             | 566                      | 576        | 30                      | 277        | 3      | 8月 August    |                      |
| 9月 September         | 22                          | 6,234                    | 283                      | 692        | 28                      | 75         | 27                             | 755                      | 809        | 22                      | 512        | 17     | 9月 September |                      |
| 10月 October          | 21                          | 14,303                   | 681                      | 1,484      | 12                      | 307        | 1                              | 609                      | 1,217      | 12                      | 588        | 28     | 10月 October  |                      |
| 11月 November         | 22                          | 10,202                   | 464                      | 930        | 4                       | 188        | 8                              | 567                      | 989        | 4                       | 499        | 3      | 11月 November |                      |
| 12月 December         | 23                          | 27,631                   | 1,201                    | 2,541      | 15                      | 246        | 10                             | 1,736                    | 2,453      | 22                      | 551        | 1      | 12月 December |                      |

24. くりっく365 (取引所為替証拠金取引) 米ドル/スイスフラン  
U.S. Dollar-Swiss Franc Exchange Forex Margin contracts

| 年 月<br>Year or Month | 取引<br>日数<br>Trading<br>Days | 取引数量<br>Trading Volume   |                          |            |                         |            |                                | 建玉数量<br>Open Interest    |            |                         |            |        |              | 年 月<br>Year or Month |
|----------------------|-----------------------------|--------------------------|--------------------------|------------|-------------------------|------------|--------------------------------|--------------------------|------------|-------------------------|------------|--------|--------------|----------------------|
|                      |                             | 1日平均<br>Daily<br>Average | 最大<br>Single<br>Day High | 月日<br>Date | 最小<br>Single<br>Day Low | 月日<br>Date | 年月末<br>End of Year<br>or Month | 最大<br>Single<br>Day High | 月日<br>Date | 最小<br>Single<br>Day Low | 月日<br>Date |        |              |                      |
| 2005年・Annual         | -                           | -                        | -                        | -          | -                       | -          | -                              | -                        | -          | -                       | -          | -      | 2005年・Annual |                      |
| 2006年・Annual         | -                           | -                        | -                        | -          | -                       | -          | -                              | -                        | -          | -                       | -          | -      | 2006年・Annual |                      |
| 2007年・Annual         | -                           | -                        | -                        | -          | -                       | -          | -                              | -                        | -          | -                       | -          | -      | 2007年・Annual |                      |
| 2008年・Annual         | 48                          | 11,313                   | 236                      | 1,174      | 12. 18                  | 12         | 10. 27                         | 407                      | 407        | 12. 31                  | 3          | 10. 27 | 2008年・Annual |                      |
| 2009年・Annual         | 260                         | 75,115                   | 289                      | 2,230      | 10. 19                  | 7          | 12. 25                         | 820                      | 1,903      | 9. 14                   | 138        | 5. 1   | 2009年・Annual |                      |
| 2010年・Annual         | 260                         | 145,093                  | 558                      | 9,201      | 9. 24                   | 31         | 5. 12                          | 3,967                    | 4,148      | 12. 22                  | 204        | 5. 6   | 2010年・Annual |                      |
| 1月 January           | 20                          | 4,937                    | 247                      | 507        | 13                      | 102        | 25                             | 452                      | 1,017      | 11                      | 452        | 29     | 1月 January   |                      |
| 2月 February          | 20                          | 4,175                    | 209                      | 404        | 23                      | 63         | 15                             | 288                      | 633        | 19                      | 266        | 25     | 2月 February  |                      |
| 3月 March             | 23                          | 6,369                    | 277                      | 677        | 31                      | 74         | 10                             | 625                      | 625        | 31                      | 245        | 5      | 3月 March     |                      |
| 4月 April             | 22                          | 5,997                    | 273                      | 573        | 28                      | 52         | 21                             | 299                      | 892        | 15                      | 296        | 29     | 4月 April     |                      |
| 5月 May               | 21                          | 4,858                    | 231                      | 515        | 6                       | 31         | 12                             | 276                      | 420        | 5                       | 204        | 6      | 5月 May       |                      |
| 6月 June              | 22                          | 3,369                    | 153                      | 380        | 17                      | 73         | 18                             | 284                      | 371        | 14                      | 244        | 9      | 6月 June      |                      |
| 7月 July              | 22                          | 5,102                    | 232                      | 437        | 29                      | 49         | 5                              | 853                      | 944        | 29                      | 338        | 1      | 7月 July      |                      |
| 8月 August            | 22                          | 7,672                    | 349                      | 737        | 19                      | 143        | 17                             | 1,113                    | 1,113      | 31                      | 417        | 11     | 8月 August    |                      |
| 9月 September         | 22                          | 27,879                   | 1,267                    | 9,201      | 24                      | 214        | 9                              | 3,322                    | 3,450      | 28                      | 992        | 3      | 9月 September |                      |
| 10月 October          | 21                          | 22,579                   | 1,075                    | 1,968      | 4                       | 370        | 11                             | 2,346                    | 3,339      | 1                       | 2,287      | 28     | 10月 October  |                      |
| 11月 November         | 22                          | 24,302                   | 1,105                    | 2,923      | 10                      | 447        | 26                             | 1,968                    | 2,952      | 15                      | 1,862      | 24     | 11月 November |                      |
| 12月 December         | 23                          | 27,854                   | 1,211                    | 2,070      | 17                      | 491        | 24                             | 3,967                    | 4,148      | 22                      | 1,920      | 1      | 12月 December |                      |

2010 ANNUAL STATISTICS

25. くりっく365 (取引所為替証拠金取引) 米ドル/カナダドル  
U.S. Dollar-Canadian Dollar Exchange Forex Margin contracts

| 年 月<br>Year or Month | 取引<br>日数<br>Trading<br>Days | 取 引 数 量<br>Trading Volume |                          |             |                         |             |                                | 建 玉 数 量<br>Open Interest |             |                         |             |        |              | 年 月<br>Year or Month |
|----------------------|-----------------------------|---------------------------|--------------------------|-------------|-------------------------|-------------|--------------------------------|--------------------------|-------------|-------------------------|-------------|--------|--------------|----------------------|
|                      |                             | 1日平均<br>Daily<br>Average  | 最大<br>Single<br>Day High | 月 日<br>Date | 最小<br>Single<br>Day Low | 月 日<br>Date | 年月末<br>End of Year<br>or Month | 最大<br>Single<br>Day High | 月 日<br>Date | 最小<br>Single<br>Day Low | 月 日<br>Date |        |              |                      |
| 2005年・Annual         | -                           | -                         | -                        | -           | -                       | -           | -                              | -                        | -           | -                       | -           | -      | -            | 2005年・Annual         |
| 2006年・Annual         | -                           | -                         | -                        | -           | -                       | -           | -                              | -                        | -           | -                       | -           | -      | -            | 2006年・Annual         |
| 2007年・Annual         | -                           | -                         | -                        | -           | -                       | -           | -                              | -                        | -           | -                       | -           | -      | -            | 2007年・Annual         |
| 2008年・Annual         | 48                          | 3,939                     | 82                       | 256         | 12. 11                  | -           | 12. 25                         | 144                      | 247         | 12. 18                  | 6           | 10. 27 | 2008年・Annual |                      |
| 2009年・Annual         | 260                         | 45,869                    | 176                      | 821         | 10. 27                  | 1           | 12. 25                         | 382                      | 733         | 9. 8                    | 61          | 2. 6   | 2009年・Annual |                      |
| 2010年・Annual         | 260                         | 111,927                   | 430                      | 2,353       | 8. 27                   | 38          | 2. 8                           | 1,845                    | 2,147       | 4. 21                   | 245         | 2. 4   | 2010年・Annual |                      |
| 1月 January           | 20                          | 4,412                     | 221                      | 430         | 20                      | 79          | 29                             | 260                      | 861         | 18                      | 260         | 29     | 1月 January   |                      |
| 2月 February          | 20                          | 2,058                     | 103                      | 201         | 4                       | 38          | 8                              | 272                      | 323         | 16                      | 245         | 4      | 2月 February  |                      |
| 3月 March             | 23                          | 7,151                     | 311                      | 1,063       | 19                      | 141         | 11                             | 1,051                    | 1,206       | 18                      | 282         | 1      | 3月 March     |                      |
| 4月 April             | 22                          | 18,889                    | 859                      | 1,741       | 16                      | 141         | 2                              | 1,124                    | 2,147       | 21                      | 951         | 1      | 4月 April     |                      |
| 5月 May               | 21                          | 9,423                     | 449                      | 1,598       | 4                       | 127         | 24                             | 605                      | 1,073       | 3                       | 482         | 20     | 5月 May       |                      |
| 6月 June              | 22                          | 6,325                     | 288                      | 701         | 28                      | 111         | 8                              | 809                      | 1,070       | 21                      | 603         | 1      | 6月 June      |                      |
| 7月 July              | 22                          | 4,198                     | 191                      | 398         | 27                      | 65          | 7                              | 1,122                    | 1,122       | 30                      | 743         | 5      | 7月 July      |                      |
| 8月 August            | 22                          | 12,740                    | 579                      | 2,353       | 27                      | 73          | 9                              | 648                      | 1,441       | 5                       | 648         | 31     | 8月 August    |                      |
| 9月 September         | 22                          | 13,113                    | 596                      | 1,626       | 3                       | 223         | 1                              | 818                      | 1,269       | 9                       | 699         | 2      | 9月 September |                      |
| 10月 October          | 21                          | 9,999                     | 476                      | 1,158       | 19                      | 166         | 11                             | 706                      | 1,168       | 6                       | 653         | 22     | 10月 October  |                      |
| 11月 November         | 22                          | 12,211                    | 555                      | 1,397       | 10                      | 157         | 3                              | 692                      | 1,263       | 11                      | 683         | 1      | 11月 November |                      |
| 12月 December         | 23                          | 11,408                    | 496                      | 1,172       | 28                      | 120         | 27                             | 1,845                    | 1,845       | 31                      | 831         | 22     | 12月 December |                      |

26. くりっく365 (取引所為替証拠金取引) オーストラリアドル/米ドル  
Australian Dollar-U.S. Dollar Exchange Forex Margin contracts

| 年 月<br>Year or Month | 取引<br>日数<br>Trading<br>Days | 取 引 数 量<br>Trading Volume |                          |             |                         |             |                                | 建 玉 数 量<br>Open Interest |             |                         |             |        |              | 年 月<br>Year or Month |
|----------------------|-----------------------------|---------------------------|--------------------------|-------------|-------------------------|-------------|--------------------------------|--------------------------|-------------|-------------------------|-------------|--------|--------------|----------------------|
|                      |                             | 1日平均<br>Daily<br>Average  | 最大<br>Single<br>Day High | 月 日<br>Date | 最小<br>Single<br>Day Low | 月 日<br>Date | 年月末<br>End of Year<br>or Month | 最大<br>Single<br>Day High | 月 日<br>Date | 最小<br>Single<br>Day Low | 月 日<br>Date |        |              |                      |
| 2005年・Annual         | -                           | -                         | -                        | -           | -                       | -           | -                              | -                        | -           | -                       | -           | -      | -            | 2005年・Annual         |
| 2006年・Annual         | -                           | -                         | -                        | -           | -                       | -           | -                              | -                        | -           | -                       | -           | -      | -            | 2006年・Annual         |
| 2007年・Annual         | -                           | -                         | -                        | -           | -                       | -           | -                              | -                        | -           | -                       | -           | -      | -            | 2007年・Annual         |
| 2008年・Annual         | 48                          | 15,763                    | 328                      | 1,318       | 12. 17                  | 3           | 12. 25                         | 1,168                    | 1,354       | 12. 30                  | 42          | 10. 28 | 2008年・Annual |                      |
| 2009年・Annual         | 260                         | 542,598                   | 2,087                    | 31,042      | 11. 11                  | 118         | 12. 25                         | 6,261                    | 8,648       | 11. 19                  | 881         | 5. 4   | 2009年・Annual |                      |
| 2010年・Annual         | 260                         | 1,003,682                 | 3,860                    | 20,125      | 11. 5                   | 339         | 6. 28                          | 8,555                    | 9,941       | 12. 29                  | 1,370       | 8. 5   | 2010年・Annual |                      |
| 1月 January           | 20                          | 57,767                    | 2,888                    | 10,116      | 21                      | 1,265       | 25                             | 5,124                    | 5,266       | 4                       | 3,233       | 14     | 1月 January   |                      |
| 2月 February          | 20                          | 42,586                    | 2,129                    | 4,978       | 19                      | 902         | 15                             | 3,761                    | 5,103       | 2                       | 3,761       | 26     | 2月 February  |                      |
| 3月 March             | 23                          | 34,350                    | 1,493                    | 2,533       | 22                      | 553         | 12                             | 2,900                    | 3,825       | 1                       | 2,647       | 30     | 3月 March     |                      |
| 4月 April             | 22                          | 33,519                    | 1,524                    | 3,829       | 23                      | 697         | 1                              | 2,392                    | 3,208       | 27                      | 1,921       | 15     | 4月 April     |                      |
| 5月 May               | 21                          | 38,903                    | 1,853                    | 4,275       | 20                      | 451         | 31                             | 3,432                    | 4,374       | 18                      | 2,422       | 3      | 5月 May       |                      |
| 6月 June              | 22                          | 21,095                    | 959                      | 1,811       | 1                       | 339         | 28                             | 3,245                    | 3,690       | 7                       | 2,867       | 21     | 6月 June      |                      |
| 7月 July              | 22                          | 40,925                    | 1,860                    | 6,859       | 26                      | 385         | 9                              | 1,739                    | 3,375       | 2                       | 1,739       | 30     | 7月 July      |                      |
| 8月 August            | 22                          | 36,532                    | 1,661                    | 2,730       | 23                      | 705         | 30                             | 1,824                    | 2,059       | 25                      | 1,370       | 5      | 8月 August    |                      |
| 9月 September         | 22                          | 78,329                    | 3,560                    | 8,584       | 27                      | 501         | 6                              | 3,434                    | 4,189       | 28                      | 1,526       | 1      | 9月 September |                      |
| 10月 October          | 21                          | 190,281                   | 9,061                    | 18,288      | 19                      | 2,069       | 4                              | 5,057                    | 6,729       | 27                      | 3,244       | 12     | 10月 October  |                      |
| 11月 November         | 22                          | 262,358                   | 11,925                   | 20,125      | 5                       | 5,216       | 25                             | 7,270                    | 9,264       | 4                       | 3,988       | 1      | 11月 November |                      |
| 12月 December         | 23                          | 167,037                   | 7,262                    | 14,974      | 7                       | 2,535       | 24                             | 8,555                    | 9,941       | 29                      | 4,691       | 3      | 12月 December |                      |

27. くりっく365 (取引所為替証拠金取引) ユーロ/スイスフラン  
Euro-Swiss Franc Exchange Forex Margin contracts

| 年 月<br>Year or Month | 取引<br>日数<br>Trading<br>Days | 取 引 数 量<br>Trading Volume |                          |             |                         |             |                                | 建 玉 数 量<br>Open Interest |             |                         |             |        |              | 年 月<br>Year or Month |
|----------------------|-----------------------------|---------------------------|--------------------------|-------------|-------------------------|-------------|--------------------------------|--------------------------|-------------|-------------------------|-------------|--------|--------------|----------------------|
|                      |                             | 1日平均<br>Daily<br>Average  | 最大<br>Single<br>Day High | 月 日<br>Date | 最小<br>Single<br>Day Low | 月 日<br>Date | 年月末<br>End of Year<br>or Month | 最大<br>Single<br>Day High | 月 日<br>Date | 最小<br>Single<br>Day Low | 月 日<br>Date |        |              |                      |
| 2005年・Annual         | -                           | -                         | -                        | -           | -                       | -           | -                              | -                        | -           | -                       | -           | -      | 2005年・Annual |                      |
| 2006年・Annual         | -                           | -                         | -                        | -           | -                       | -           | -                              | -                        | -           | -                       | -           | -      | 2006年・Annual |                      |
| 2007年・Annual         | -                           | -                         | -                        | -           | -                       | -           | -                              | -                        | -           | -                       | -           | -      | 2007年・Annual |                      |
| 2008年・Annual         | 48                          | 1,100                     | 23                       | 132         | 12. 8                   | -           | 11. 12                         | 78                       | 85          | 12. 30                  | 1           | 10. 27 | 2008年・Annual |                      |
| 2009年・Annual         | 260                         | 20,485                    | 79                       | 1,309       | 6. 24                   | 1           | 4. 16                          | 735                      | 735         | 12. 31                  | 33          | 1. 28  | 2009年・Annual |                      |
| 2010年・Annual         | 260                         | 82,892                    | 319                      | 3,559       | 12. 28                  | 7           | 4. 8                           | 2,236                    | 2,856       | 12. 21                  | 556         | 9. 30  | 2010年・Annual |                      |
| 1月 January           | 20                          | 3,152                     | 158                      | 391         | 11                      | 26          | 27                             | 939                      | 1,033       | 20                      | 619         | 5      | 1月 January   |                      |
| 2月 February          | 20                          | 3,095                     | 155                      | 643         | 23                      | 13          | 11                             | 1,022                    | 1,085       | 22                      | 827         | 5      | 2月 February  |                      |
| 3月 March             | 23                          | 7,945                     | 345                      | 887         | 18                      | 13          | 5                              | 1,911                    | 1,911       | 31                      | 929         | 3      | 3月 March     |                      |
| 4月 April             | 22                          | 4,303                     | 196                      | 1,070       | 1                       | 7           | 8                              | 1,611                    | 1,734       | 26                      | 1,304       | 14     | 4月 April     |                      |
| 5月 May               | 21                          | 3,704                     | 176                      | 966         | 6                       | 13          | 26                             | 622                      | 1,633       | 4                       | 614         | 25     | 5月 May       |                      |
| 6月 June              | 22                          | 3,715                     | 169                      | 461         | 21                      | 21          | 2                              | 991                      | 1,016       | 28                      | 625         | 2      | 6月 June      |                      |
| 7月 July              | 22                          | 3,860                     | 175                      | 688         | 16                      | 24          | 15                             | 719                      | 1,034       | 14                      | 601         | 28     | 7月 July      |                      |
| 8月 August            | 22                          | 2,900                     | 132                      | 379         | 31                      | 24          | 5                              | 794                      | 891         | 30                      | 563         | 9      | 8月 August    |                      |
| 9月 September         | 22                          | 6,504                     | 296                      | 1,074       | 10                      | 44          | 22                             | 556                      | 851         | 7                       | 556         | 30     | 9月 September |                      |
| 10月 October          | 21                          | 7,993                     | 381                      | 964         | 6                       | 117         | 18                             | 638                      | 1,058       | 14                      | 566         | 1      | 10月 October  |                      |
| 11月 November         | 22                          | 12,266                    | 558                      | 2,046       | 30                      | 102         | 8                              | 885                      | 1,467       | 17                      | 571         | 4      | 11月 November |                      |
| 12月 December         | 23                          | 23,455                    | 1,020                    | 3,559       | 28                      | 208         | 8                              | 2,236                    | 2,856       | 21                      | 828         | 1      | 12月 December |                      |

28. くりっく365 (取引所為替証拠金取引) ユーロ/英ポンド  
Euro-British Pound Exchange Forex Margin contracts

| 年 月<br>Year or Month | 取引<br>日数<br>Trading<br>Days | 取 引 数 量<br>Trading Volume |                          |             |                         |             |                                | 建 玉 数 量<br>Open Interest |             |                         |             |        |              | 年 月<br>Year or Month |
|----------------------|-----------------------------|---------------------------|--------------------------|-------------|-------------------------|-------------|--------------------------------|--------------------------|-------------|-------------------------|-------------|--------|--------------|----------------------|
|                      |                             | 1日平均<br>Daily<br>Average  | 最大<br>Single<br>Day High | 月 日<br>Date | 最小<br>Single<br>Day Low | 月 日<br>Date | 年月末<br>End of Year<br>or Month | 最大<br>Single<br>Day High | 月 日<br>Date | 最小<br>Single<br>Day Low | 月 日<br>Date |        |              |                      |
| 2005年・Annual         | -                           | -                         | -                        | -           | -                       | -           | -                              | -                        | -           | -                       | -           | -      | 2005年・Annual |                      |
| 2006年・Annual         | -                           | -                         | -                        | -           | -                       | -           | -                              | -                        | -           | -                       | -           | -      | 2006年・Annual |                      |
| 2007年・Annual         | -                           | -                         | -                        | -           | -                       | -           | -                              | -                        | -           | -                       | -           | -      | 2007年・Annual |                      |
| 2008年・Annual         | 48                          | 10,453                    | 218                      | 2,139       | 12. 31                  | 10          | 10. 27                         | 330                      | 340         | 12. 30                  | -           | 10. 27 | 2008年・Annual |                      |
| 2009年・Annual         | 260                         | 88,194                    | 339                      | 2,173       | 10. 28                  | 15          | 7. 16                          | 245                      | 880         | 11. 27                  | 109         | 1. 20  | 2009年・Annual |                      |
| 2010年・Annual         | 260                         | 100,441                   | 386                      | 2,279       | 10. 7                   | 28          | 4. 2                           | 902                      | 1,076       | 10. 29                  | 151         | 1. 12  | 2010年・Annual |                      |
| 1月 January           | 20                          | 5,238                     | 262                      | 865         | 18                      | 53          | 12                             | 408                      | 534         | 20                      | 151         | 12     | 1月 January   |                      |
| 2月 February          | 20                          | 3,824                     | 191                      | 573         | 16                      | 51          | 15                             | 215                      | 346         | 1                       | 215         | 26     | 2月 February  |                      |
| 3月 March             | 23                          | 8,521                     | 370                      | 1,416       | 4                       | 65          | 29                             | 227                      | 822         | 3                       | 196         | 1      | 3月 March     |                      |
| 4月 April             | 22                          | 4,828                     | 219                      | 432         | 30                      | 28          | 2                              | 497                      | 720         | 26                      | 219         | 1      | 4月 April     |                      |
| 5月 May               | 21                          | 5,404                     | 257                      | 650         | 11                      | 68          | 27                             | 275                      | 678         | 4                       | 180         | 21     | 5月 May       |                      |
| 6月 June              | 22                          | 4,422                     | 201                      | 449         | 2                       | 48          | 9                              | 355                      | 589         | 11                      | 298         | 18     | 6月 June      |                      |
| 7月 July              | 22                          | 2,081                     | 95                       | 214         | 20                      | 30          | 7                              | 243                      | 314         | 1                       | 208         | 22     | 7月 July      |                      |
| 8月 August            | 22                          | 4,459                     | 203                      | 566         | 26                      | 60          | 25                             | 614                      | 614         | 31                      | 227         | 6      | 8月 August    |                      |
| 9月 September         | 22                          | 11,166                    | 508                      | 1,966       | 24                      | 92          | 17                             | 472                      | 521         | 2                       | 218         | 3      | 9月 September |                      |
| 10月 October          | 21                          | 20,830                    | 992                      | 2,279       | 7                       | 119         | 5                              | 1,076                    | 1,076       | 29                      | 460         | 11     | 10月 October  |                      |
| 11月 November         | 22                          | 16,123                    | 733                      | 1,319       | 1                       | 257         | 8                              | 608                      | 994         | 18                      | 399         | 22     | 11月 November |                      |
| 12月 December         | 23                          | 13,545                    | 589                      | 1,858       | 16                      | 67          | 24                             | 902                      | 928         | 30                      | 521         | 3      | 12月 December |                      |

2010 ANNUAL STATISTICS

29. くりっく365 (取引所為替証拠金取引) NZドル/米ドル  
New Zealand Dollar-U.S. Dollar Exchange Forex Margin contracts

| 年 月<br>Year or Month | 取引<br>日数<br>Trading<br>Days | 取引 数量<br>Trading Volume  |                          |             |                         |             |                                | 建 玉 数 量<br>Open Interest |             |                         |             |       |              | 年 月<br>Year or Month |
|----------------------|-----------------------------|--------------------------|--------------------------|-------------|-------------------------|-------------|--------------------------------|--------------------------|-------------|-------------------------|-------------|-------|--------------|----------------------|
|                      |                             | 1日平均<br>Daily<br>Average | 最大<br>Single<br>Day High | 月 日<br>Date | 最小<br>Single<br>Day Low | 月 日<br>Date | 年月末<br>End of Year<br>or Month | 最大<br>Single<br>Day High | 月 日<br>Date | 最小<br>Single<br>Day Low | 月 日<br>Date |       |              |                      |
| 2005年・Annual         | -                           | -                        | -                        | -           | -                       | -           | -                              | -                        | -           | -                       | -           | -     | -            | 2005年・Annual         |
| 2006年・Annual         | -                           | -                        | -                        | -           | -                       | -           | -                              | -                        | -           | -                       | -           | -     | -            | 2006年・Annual         |
| 2007年・Annual         | -                           | -                        | -                        | -           | -                       | -           | -                              | -                        | -           | -                       | -           | -     | -            | 2007年・Annual         |
| 2008年・Annual         | 48                          | 5,000                    | 104                      | 559         | 12. 18                  | 15          | 12. 25                         | 400                      | 426         | 12. 29                  | 6           | 11. 4 | 2008年・Annual |                      |
| 2009年・Annual         | 260                         | 38,640                   | 149                      | 867         | 3. 12                   | 9           | 4. 10                          | 399                      | 690         | 12. 8                   | 115         | 8. 7  | 2009年・Annual |                      |
| 2010年・Annual         | 260                         | 94,114                   | 362                      | 4,878       | 10. 1                   | 8           | 7. 5                           | 375                      | 2,714       | 9. 30                   | 195         | 8. 4  | 2010年・Annual |                      |
| 1月 January           | 20                          | 2,863                    | 143                      | 340         | 7                       | 35          | 27                             | 477                      | 495         | 26                      | 330         | 6     | 1月 January   |                      |
| 2月 February          | 20                          | 2,173                    | 109                      | 453         | 4                       | 28          | 15                             | 347                      | 495         | 3                       | 331         | 22    | 2月 February  |                      |
| 3月 March             | 23                          | 2,401                    | 104                      | 314         | 30                      | 27          | 9                              | 429                      | 429         | 31                      | 328         | 22    | 3月 March     |                      |
| 4月 April             | 22                          | 3,470                    | 158                      | 470         | 1                       | 39          | 19                             | 543                      | 560         | 29                      | 432         | 2     | 4月 April     |                      |
| 5月 May               | 21                          | 3,555                    | 169                      | 618         | 20                      | 43          | 31                             | 293                      | 535         | 3                       | 263         | 21    | 5月 May       |                      |
| 6月 June              | 22                          | 2,214                    | 101                      | 356         | 24                      | 11          | 2                              | 260                      | 439         | 23                      | 255         | 17    | 6月 June      |                      |
| 7月 July              | 22                          | 1,974                    | 90                       | 295         | 27                      | 8           | 5                              | 226                      | 276         | 12                      | 207         | 23    | 7月 July      |                      |
| 8月 August            | 22                          | 3,673                    | 167                      | 485         | 26                      | 60          | 27                             | 276                      | 388         | 3                       | 195         | 4     | 8月 August    |                      |
| 9月 September         | 22                          | 29,477                   | 1,340                    | 4,255       | 30                      | 78          | 1                              | 2,714                    | 2,714       | 30                      | 228         | 8     | 9月 September |                      |
| 10月 October          | 21                          | 13,481                   | 642                      | 4,878       | 1                       | 116         | 25                             | 426                      | 1,541       | 1                       | 230         | 20    | 10月 October  |                      |
| 11月 November         | 22                          | 20,446                   | 929                      | 3,180       | 9                       | 239         | 19                             | 519                      | 975         | 5                       | 382         | 16    | 11月 November |                      |
| 12月 December         | 23                          | 8,387                    | 365                      | 834         | 20                      | 57          | 22                             | 375                      | 997         | 17                      | 375         | 31    | 12月 December |                      |

30. くりっく365 (取引所為替証拠金取引) ユーロ/オーストラリアドル  
Euro-Australian Dollar Exchange Forex Margin contracts

| 年 月<br>Year or Month | 取引<br>日数<br>Trading<br>Days | 取引 数量<br>Trading Volume  |                          |             |                         |             |                                | 建 玉 数 量<br>Open Interest |             |                         |             |        |              | 年 月<br>Year or Month |
|----------------------|-----------------------------|--------------------------|--------------------------|-------------|-------------------------|-------------|--------------------------------|--------------------------|-------------|-------------------------|-------------|--------|--------------|----------------------|
|                      |                             | 1日平均<br>Daily<br>Average | 最大<br>Single<br>Day High | 月 日<br>Date | 最小<br>Single<br>Day Low | 月 日<br>Date | 年月末<br>End of Year<br>or Month | 最大<br>Single<br>Day High | 月 日<br>Date | 最小<br>Single<br>Day Low | 月 日<br>Date |        |              |                      |
| 2005年・Annual         | -                           | -                        | -                        | -           | -                       | -           | -                              | -                        | -           | -                       | -           | -      | -            | 2005年・Annual         |
| 2006年・Annual         | -                           | -                        | -                        | -           | -                       | -           | -                              | -                        | -           | -                       | -           | -      | -            | 2006年・Annual         |
| 2007年・Annual         | -                           | -                        | -                        | -           | -                       | -           | -                              | -                        | -           | -                       | -           | -      | -            | 2007年・Annual         |
| 2008年・Annual         | 48                          | 2,351                    | 49                       | 183         | 12. 18                  | 1           | 11. 12                         | 26                       | 119         | 12. 18                  | 4           | 10. 31 | 2008年・Annual |                      |
| 2009年・Annual         | 260                         | 24,891                   | 96                       | 1,091       | 10. 19                  | 1           | 12. 25                         | 505                      | 660         | 6. 4                    | 15          | 1. 2   | 2009年・Annual |                      |
| 2010年・Annual         | 260                         | 208,708                  | 803                      | 6,015       | 10. 12                  | 47          | 1. 8                           | 2,647                    | 2,647       | 12. 31                  | 398         | 1. 8   | 2010年・Annual |                      |
| 1月 January           | 20                          | 2,815                    | 141                      | 280         | 21                      | 47          | 8                              | 526                      | 622         | 22                      | 398         | 8      | 1月 January   |                      |
| 2月 February          | 20                          | 5,291                    | 265                      | 543         | 11                      | 52          | 8                              | 598                      | 659         | 25                      | 494         | 24     | 2月 February  |                      |
| 3月 March             | 23                          | 9,490                    | 413                      | 1,209       | 26                      | 115         | 8                              | 643                      | 947         | 29                      | 528         | 1      | 3月 March     |                      |
| 4月 April             | 22                          | 12,418                   | 564                      | 1,500       | 16                      | 139         | 5                              | 964                      | 1,456       | 16                      | 628         | 1      | 4月 April     |                      |
| 5月 May               | 21                          | 19,796                   | 943                      | 2,608       | 19                      | 329         | 12                             | 1,264                    | 1,435       | 18                      | 794         | 6      | 5月 May       |                      |
| 6月 June              | 22                          | 6,750                    | 307                      | 746         | 3                       | 103         | 16                             | 945                      | 1,309       | 2                       | 680         | 22     | 6月 June      |                      |
| 7月 July              | 22                          | 8,064                    | 367                      | 1,194       | 20                      | 119         | 29                             | 731                      | 1,390       | 7                       | 731         | 30     | 7月 July      |                      |
| 8月 August            | 22                          | 5,102                    | 232                      | 555         | 31                      | 74          | 9                              | 677                      | 795         | 6                       | 555         | 30     | 8月 August    |                      |
| 9月 September         | 22                          | 13,055                   | 593                      | 2,112       | 30                      | 87          | 6                              | 1,255                    | 1,255       | 30                      | 516         | 7      | 9月 September |                      |
| 10月 October          | 21                          | 57,179                   | 2,723                    | 6,015       | 12                      | 989         | 25                             | 1,400                    | 1,479       | 21                      | 1,213       | 18     | 10月 October  |                      |
| 11月 November         | 22                          | 38,535                   | 1,752                    | 4,272       | 17                      | 553         | 30                             | 1,303                    | 1,666       | 19                      | 838         | 9      | 11月 November |                      |
| 12月 December         | 23                          | 30,213                   | 1,314                    | 3,590       | 2                       | 267         | 15                             | 2,647                    | 2,647       | 31                      | 865         | 10     | 12月 December |                      |

31. くりっく365 (取引所為替証拠金取引) 英ポンド/オーストラリアドル  
British Pound-Australian Dollar Exchange Forex Margin contracts

| 年 月<br>Year or Month | 取引<br>日数<br>Trading<br>Days | 取 引 数 量<br>Trading Volume |                          |             |                         |             |                                | 建 玉 数 量<br>Open Interest |             |                         |             |        |              | 年 月<br>Year or Month |
|----------------------|-----------------------------|---------------------------|--------------------------|-------------|-------------------------|-------------|--------------------------------|--------------------------|-------------|-------------------------|-------------|--------|--------------|----------------------|
|                      |                             | 1日平均<br>Daily<br>Average  | 最大<br>Single<br>Day High | 月 日<br>Date | 最小<br>Single<br>Day Low | 月 日<br>Date | 年月末<br>End of Year<br>or Month | 最大<br>Single<br>Day High | 月 日<br>Date | 最小<br>Single<br>Day Low | 月 日<br>Date |        |              |                      |
| 2005年・Annual         | -                           | -                         | -                        | -           | -                       | -           | -                              | -                        | -           | -                       | -           | -      | -            | 2005年・Annual         |
| 2006年・Annual         | -                           | -                         | -                        | -           | -                       | -           | -                              | -                        | -           | -                       | -           | -      | -            | 2006年・Annual         |
| 2007年・Annual         | -                           | -                         | -                        | -           | -                       | -           | -                              | -                        | -           | -                       | -           | -      | -            | 2007年・Annual         |
| 2008年・Annual         | 48                          | 1,087                     | 23                       | 62          | 12. 16                  | 1           | 12. 2                          | 59                       | 59          | 12. 31                  | 1           | 10. 28 | 2008年・Annual |                      |
| 2009年・Annual         | 260                         | 59,698                    | 230                      | 1,238       | 2. 11                   | 13          | 12. 25                         | 742                      | 930         | 10. 14                  | 45          | 2. 11  | 2009年・Annual |                      |
| 2010年・Annual         | 260                         | 81,296                    | 313                      | 2,256       | 10. 29                  | 40          | 2. 15                          | 642                      | 962         | 1. 26                   | 224         | 10. 5  | 2010年・Annual |                      |
| 1月 January           | 20                          | 4,701                     | 235                      | 466         | 5                       | 84          | 18                             | 809                      | 962         | 26                      | 524         | 6      | 1月 January   |                      |
| 2月 February          | 20                          | 3,336                     | 167                      | 387         | 23                      | 40          | 15                             | 454                      | 913         | 4                       | 403         | 23     | 2月 February  |                      |
| 3月 March             | 23                          | 4,938                     | 215                      | 569         | 10                      | 46          | 18                             | 438                      | 591         | 11                      | 375         | 22     | 3月 March     |                      |
| 4月 April             | 22                          | 4,913                     | 223                      | 625         | 6                       | 81          | 19                             | 416                      | 606         | 26                      | 356         | 2      | 4月 April     |                      |
| 5月 May               | 21                          | 5,822                     | 277                      | 547         | 20                      | 70          | 31                             | 358                      | 561         | 5                       | 323         | 14     | 5月 May       |                      |
| 6月 June              | 22                          | 3,284                     | 149                      | 335         | 8                       | 46          | 28                             | 557                      | 557         | 30                      | 282         | 21     | 6月 June      |                      |
| 7月 July              | 22                          | 5,416                     | 246                      | 636         | 21                      | 62          | 5                              | 414                      | 750         | 1                       | 360         | 13     | 7月 July      |                      |
| 8月 August            | 22                          | 6,567                     | 299                      | 1,073       | 12                      | 54          | 5                              | 327                      | 617         | 25                      | 282         | 10     | 8月 August    |                      |
| 9月 September         | 22                          | 5,162                     | 235                      | 720         | 30                      | 71          | 27                             | 285                      | 420         | 21                      | 229         | 6      | 9月 September |                      |
| 10月 October          | 21                          | 10,682                    | 509                      | 2,256       | 29                      | 130         | 11                             | 607                      | 607         | 29                      | 224         | 5      | 10月 October  |                      |
| 11月 November         | 22                          | 10,784                    | 490                      | 1,149       | 24                      | 206         | 1                              | 625                      | 742         | 12                      | 257         | 9      | 11月 November |                      |
| 12月 December         | 23                          | 15,691                    | 682                      | 1,614       | 2                       | 178         | 6                              | 642                      | 822         | 28                      | 461         | 17     | 12月 December |                      |

2010 ANNUAL STATISTICS

32. くりつき365 (取引所為替証拠金取引) 合計  
Total of Exchange Forex Margin contracts

| 年 月<br>Year or Month | 取引<br>日数<br>Trading<br>Days | 取 引 数 量<br>Trading Volume |                          |             |                         |             |                                  | 建 玉 数 量<br>Open Interest |             |                         |             |       |              | 年 月<br>Year or Month |
|----------------------|-----------------------------|---------------------------|--------------------------|-------------|-------------------------|-------------|----------------------------------|--------------------------|-------------|-------------------------|-------------|-------|--------------|----------------------|
|                      |                             | 1日平均<br>Daily<br>Average  | 最大<br>Single<br>Day High | 月 日<br>Date | 最小<br>Single<br>Day Low | 月 日<br>Date | 年 月 末<br>End of Year<br>or Month | 最大<br>Single<br>Day High | 月 日<br>Date | 最小<br>Single<br>Day Low | 月 日<br>Date |       |              |                      |
| 2005年・Annual         | 131                         | 2,066,519                 | 22,107                   | 126,128     | 12. 14                  | 12          | 7. 6                             | 66,149                   | 73,286      | 12. 12                  | 14          | 7. 1  | 2005年・Annual |                      |
| 2006年・Annual         | 259                         | 11,254,741                | 43,455                   | 110,447     | 12. 15                  | 6,961       | 12. 25                           | 150,935                  | 232,328     | 11. 23                  | 64,043      | 1. 27 | 2006年・Annual |                      |
| 2007年・Annual         | 260                         | 33,582,091                | 129,162                  | 540,955     | 8. 16                   | 12,728      | 12. 25                           | 222,372                  | 420,758     | 8. 9                    | 150,116     | 1. 2  | 2007年・Annual |                      |
| 2008年・Annual         | 261                         | 43,301,268                | 170,827                  | 451,802     | 10. 6                   | 6,357       | 12. 25                           | 154,101                  | 466,528     | 8. 1                    | 113,814     | 11. 3 | 2008年・Annual |                      |
| 2009年・Annual         | 260                         | 70,579,936                | 271,461                  | 786,939     | 11. 27                  | 13,793      | 12. 25                           | 461,016                  | 551,493     | 11. 26                  | 152,802     | 1. 5  | 2009年・Annual |                      |
| 2010年・Annual         | 260                         | 109,935,079               | 422,827                  | 1,630,780   | 5. 6                    | 105,529     | 2. 15                            | 799,657                  | 821,632     | 12. 29                  | 431,637     | 1. 6  | 2010年・Annual |                      |
| 1月 January           | 20                          | 9,972,078                 | 498,604                  | 845,854     | 22                      | 231,854     | 7                                | 607,600                  | 616,558     | 26                      | 431,637     | 6     | 1月 January   |                      |
| 2月 February          | 20                          | 6,322,735                 | 316,137                  | 625,268     | 4                       | 105,529     | 15                               | 737,622                  | 746,286     | 25                      | 611,052     | 17    | 2月 February  |                      |
| 3月 March             | 23                          | 6,673,727                 | 290,162                  | 438,427     | 31                      | 193,979     | 23                               | 557,125                  | 738,997     | 3                       | 557,125     | 31    | 3月 March     |                      |
| 4月 April             | 22                          | 8,628,610                 | 392,210                  | 617,841     | 30                      | 197,333     | 5                                | 497,966                  | 585,854     | 16                      | 497,966     | 30    | 4月 April     |                      |
| 5月 May               | 21                          | 15,003,497                | 714,452                  | 1,630,780   | 6                       | 239,008     | 31                               | 525,433                  | 665,142     | 5                       | 482,374     | 10    | 5月 May       |                      |
| 6月 June              | 22                          | 8,577,598                 | 389,891                  | 566,443     | 7                       | 245,532     | 18                               | 647,143                  | 647,143     | 30                      | 499,902     | 3     | 6月 June      |                      |
| 7月 July              | 22                          | 8,817,449                 | 400,793                  | 574,180     | 16                      | 196,580     | 5                                | 594,510                  | 680,173     | 5                       | 561,095     | 27    | 7月 July      |                      |
| 8月 August            | 22                          | 7,724,032                 | 351,092                  | 703,584     | 24                      | 173,674     | 9                                | 705,388                  | 714,131     | 24                      | 572,484     | 2     | 8月 August    |                      |
| 9月 September         | 22                          | 8,813,148                 | 400,598                  | 990,330     | 15                      | 151,528     | 6                                | 664,411                  | 696,450     | 7                       | 529,875     | 20    | 9月 September |                      |
| 10月 October          | 21                          | 8,880,693                 | 422,890                  | 552,790     | 7                       | 256,207     | 11                               | 789,452                  | 789,452     | 29                      | 657,182     | 1     | 10月 October  |                      |
| 11月 November         | 22                          | 10,896,231                | 495,283                  | 793,547     | 23                      | 267,337     | 25                               | 797,675                  | 797,675     | 30                      | 597,478     | 10    | 11月 November |                      |
| 12月 December         | 23                          | 9,625,281                 | 418,490                  | 634,529     | 1                       | 170,272     | 24                               | 799,657                  | 821,632     | 29                      | 622,904     | 10    | 12月 December |                      |

33. くりっく株365 (取引所株価指数証拠金取引) 日経 225 証拠金取引  
Nikkei 225 Margin contracts

| 年 月<br>Year or Month | 取引<br>日数<br>Trading<br>Days | 取引数量<br>Trading Volume   |                          |            |                         |            |                                | 建玉数量<br>Open Interest    |            |                         |            |        |              | 年 月<br>Year or Month |
|----------------------|-----------------------------|--------------------------|--------------------------|------------|-------------------------|------------|--------------------------------|--------------------------|------------|-------------------------|------------|--------|--------------|----------------------|
|                      |                             | 1日平均<br>Daily<br>Average | 最大<br>Single<br>Day High | 月日<br>Date | 最小<br>Single<br>Day Low | 月日<br>Date | 年月末<br>End of Year<br>or Month | 最大<br>Single<br>Day High | 月日<br>Date | 最小<br>Single<br>Day Low | 月日<br>Date |        |              |                      |
| 2005年・Annual         | -                           | -                        | -                        | -          | -                       | -          | -                              | -                        | -          | -                       | -          | -      | -            | 2005年・Annual         |
| 2006年・Annual         | -                           | -                        | -                        | -          | -                       | -          | -                              | -                        | -          | -                       | -          | -      | -            | 2006年・Annual         |
| 2007年・Annual         | -                           | -                        | -                        | -          | -                       | -          | -                              | -                        | -          | -                       | -          | -      | -            | 2007年・Annual         |
| 2008年・Annual         | -                           | -                        | -                        | -          | -                       | -          | -                              | -                        | -          | -                       | -          | -      | -            | 2008年・Annual         |
| 2009年・Annual         | -                           | -                        | -                        | -          | -                       | -          | -                              | -                        | -          | -                       | -          | -      | -            | 2009年・Annual         |
| 2010年・Annual         | 27                          | 62,000                   | 2,296                    | 4,615      | 11. 30                  | 416        | 11. 25                         | 2,210                    | 3,469      | 12. 27                  | 311        | 11. 22 | 2010年・Annual |                      |
| 1月 January           | -                           | -                        | -                        | -          | -                       | -          | -                              | -                        | -          | -                       | -          | -      | -            | 1月 January           |
| 2月 February          | -                           | -                        | -                        | -          | -                       | -          | -                              | -                        | -          | -                       | -          | -      | -            | 2月 February          |
| 3月 March             | -                           | -                        | -                        | -          | -                       | -          | -                              | -                        | -          | -                       | -          | -      | -            | 3月 March             |
| 4月 April             | -                           | -                        | -                        | -          | -                       | -          | -                              | -                        | -          | -                       | -          | -      | -            | 4月 April             |
| 5月 May               | -                           | -                        | -                        | -          | -                       | -          | -                              | -                        | -          | -                       | -          | -      | -            | 5月 May               |
| 6月 June              | -                           | -                        | -                        | -          | -                       | -          | -                              | -                        | -          | -                       | -          | -      | -            | 6月 June              |
| 7月 July              | -                           | -                        | -                        | -          | -                       | -          | -                              | -                        | -          | -                       | -          | -      | -            | 7月 July              |
| 8月 August            | -                           | -                        | -                        | -          | -                       | -          | -                              | -                        | -          | -                       | -          | -      | -            | 8月 August            |
| 9月 September         | -                           | -                        | -                        | -          | -                       | -          | -                              | -                        | -          | -                       | -          | -      | -            | 9月 September         |
| 10月 October          | -                           | -                        | -                        | -          | -                       | -          | -                              | -                        | -          | -                       | -          | -      | -            | 10月 October          |
| 11月 November         | 6                           | 9,478                    | 1,580                    | 4,615      | 30                      | 416        | 25                             | 1,137                    | 1,137      | 30                      | 311        | 22     | 11月 November |                      |
| 12月 December         | 21                          | 52,522                   | 2,501                    | 3,614      | 20                      | 1,509      | 24                             | 2,210                    | 3,469      | 27                      | 802        | 1      | 12月 December |                      |

34. くりっく株365 (取引所株価指数証拠金取引) DAX®証拠金取引  
DAX® Margin contracts

| 年 月<br>Year or Month | 取引<br>日数<br>Trading<br>Days | 取引数量<br>Trading Volume   |                          |            |                         |            |                                | 建玉数量<br>Open Interest    |            |                         |            |        |              | 年 月<br>Year or Month |
|----------------------|-----------------------------|--------------------------|--------------------------|------------|-------------------------|------------|--------------------------------|--------------------------|------------|-------------------------|------------|--------|--------------|----------------------|
|                      |                             | 1日平均<br>Daily<br>Average | 最大<br>Single<br>Day High | 月日<br>Date | 最小<br>Single<br>Day Low | 月日<br>Date | 年月末<br>End of Year<br>or Month | 最大<br>Single<br>Day High | 月日<br>Date | 最小<br>Single<br>Day Low | 月日<br>Date |        |              |                      |
| 2005年・Annual         | -                           | -                        | -                        | -          | -                       | -          | -                              | -                        | -          | -                       | -          | -      | -            | 2005年・Annual         |
| 2006年・Annual         | -                           | -                        | -                        | -          | -                       | -          | -                              | -                        | -          | -                       | -          | -      | -            | 2006年・Annual         |
| 2007年・Annual         | -                           | -                        | -                        | -          | -                       | -          | -                              | -                        | -          | -                       | -          | -      | -            | 2007年・Annual         |
| 2008年・Annual         | -                           | -                        | -                        | -          | -                       | -          | -                              | -                        | -          | -                       | -          | -      | -            | 2008年・Annual         |
| 2009年・Annual         | -                           | -                        | -                        | -          | -                       | -          | -                              | -                        | -          | -                       | -          | -      | -            | 2009年・Annual         |
| 2010年・Annual         | 28                          | 3,616                    | 129                      | 416        | 12. 28                  | 11         | 11. 25                         | 181                      | 185        | 12. 28                  | 11         | 11. 22 | 2010年・Annual |                      |
| 1月 January           | -                           | -                        | -                        | -          | -                       | -          | -                              | -                        | -          | -                       | -          | -      | -            | 1月 January           |
| 2月 February          | -                           | -                        | -                        | -          | -                       | -          | -                              | -                        | -          | -                       | -          | -      | -            | 2月 February          |
| 3月 March             | -                           | -                        | -                        | -          | -                       | -          | -                              | -                        | -          | -                       | -          | -      | -            | 3月 March             |
| 4月 April             | -                           | -                        | -                        | -          | -                       | -          | -                              | -                        | -          | -                       | -          | -      | -            | 4月 April             |
| 5月 May               | -                           | -                        | -                        | -          | -                       | -          | -                              | -                        | -          | -                       | -          | -      | -            | 5月 May               |
| 6月 June              | -                           | -                        | -                        | -          | -                       | -          | -                              | -                        | -          | -                       | -          | -      | -            | 6月 June              |
| 7月 July              | -                           | -                        | -                        | -          | -                       | -          | -                              | -                        | -          | -                       | -          | -      | -            | 7月 July              |
| 8月 August            | -                           | -                        | -                        | -          | -                       | -          | -                              | -                        | -          | -                       | -          | -      | -            | 8月 August            |
| 9月 September         | -                           | -                        | -                        | -          | -                       | -          | -                              | -                        | -          | -                       | -          | -      | -            | 9月 September         |
| 10月 October          | -                           | -                        | -                        | -          | -                       | -          | -                              | -                        | -          | -                       | -          | -      | -            | 10月 October          |
| 11月 November         | 7                           | 514                      | 73                       | 211        | 23                      | 11         | 25                             | 41                       | 41         | 30                      | 11         | 22     | 11月 November |                      |
| 12月 December         | 21                          | 3,102                    | 148                      | 416        | 28                      | 27         | 10                             | 181                      | 185        | 28                      | 29         | 1      | 12月 December |                      |

2010 ANNUAL STATISTICS

35. くりっく株365 (取引所株価指数証拠金取引) FTSE100 証拠金取引  
FTSE 100 Margin contracts

| 年 月<br>Year or Month | 取引<br>日数<br>Trading<br>Days | 取引数量<br>Trading Volume   |                          |            |                         |            |                                | 建玉数量<br>Open Interest    |            |                         |            |       |              | 年 月<br>Year or Month |
|----------------------|-----------------------------|--------------------------|--------------------------|------------|-------------------------|------------|--------------------------------|--------------------------|------------|-------------------------|------------|-------|--------------|----------------------|
|                      |                             | 1日平均<br>Daily<br>Average | 最大<br>Single<br>Day High | 月日<br>Date | 最小<br>Single<br>Day Low | 月日<br>Date | 年月末<br>End of Year<br>or Month | 最大<br>Single<br>Day High | 月日<br>Date | 最小<br>Single<br>Day Low | 月日<br>Date |       |              |                      |
| 2005年・Annual         | -                           | -                        | -                        | -          | -                       | -          | -                              | -                        | -          | -                       | -          | -     | -            | 2005年・Annual         |
| 2006年・Annual         | -                           | -                        | -                        | -          | -                       | -          | -                              | -                        | -          | -                       | -          | -     | -            | 2006年・Annual         |
| 2007年・Annual         | -                           | -                        | -                        | -          | -                       | -          | -                              | -                        | -          | -                       | -          | -     | -            | 2007年・Annual         |
| 2008年・Annual         | -                           | -                        | -                        | -          | -                       | -          | -                              | -                        | -          | -                       | -          | -     | -            | 2008年・Annual         |
| 2009年・Annual         | -                           | -                        | -                        | -          | -                       | -          | -                              | -                        | -          | -                       | -          | -     | -            | 2009年・Annual         |
| 2010年・Annual         | 28                          | 1,857                    | 66                       | 160        | 12.16                   | 9          | 11.25                          | 181                      | 181        | 12.31                   | 14         | 11.22 | 2010年・Annual |                      |
| 1月 January           | -                           | -                        | -                        | -          | -                       | -          | -                              | -                        | -          | -                       | -          | -     | -            | 1月 January           |
| 2月 February          | -                           | -                        | -                        | -          | -                       | -          | -                              | -                        | -          | -                       | -          | -     | -            | 2月 February          |
| 3月 March             | -                           | -                        | -                        | -          | -                       | -          | -                              | -                        | -          | -                       | -          | -     | -            | 3月 March             |
| 4月 April             | -                           | -                        | -                        | -          | -                       | -          | -                              | -                        | -          | -                       | -          | -     | -            | 4月 April             |
| 5月 May               | -                           | -                        | -                        | -          | -                       | -          | -                              | -                        | -          | -                       | -          | -     | -            | 5月 May               |
| 6月 June              | -                           | -                        | -                        | -          | -                       | -          | -                              | -                        | -          | -                       | -          | -     | -            | 6月 June              |
| 7月 July              | -                           | -                        | -                        | -          | -                       | -          | -                              | -                        | -          | -                       | -          | -     | -            | 7月 July              |
| 8月 August            | -                           | -                        | -                        | -          | -                       | -          | -                              | -                        | -          | -                       | -          | -     | -            | 8月 August            |
| 9月 September         | -                           | -                        | -                        | -          | -                       | -          | -                              | -                        | -          | -                       | -          | -     | -            | 9月 September         |
| 10月 October          | -                           | -                        | -                        | -          | -                       | -          | -                              | -                        | -          | -                       | -          | -     | -            | 10月 October          |
| 11月 November         | 7                           | 218                      | 31                       | 51         | 29                      | 9          | 25                             | 27                       | 36         | 29                      | 14         | 22    | 11月 November |                      |
| 12月 December         | 21                          | 1,639                    | 78                       | 160        | 16                      | 13         | 31                             | 181                      | 181        | 31                      | 23         | 1     | 12月 December |                      |

36. くりっく株365 (取引所株価指数証拠金取引) FTSE 中国 25 証拠金取引  
FTSE China 25 Margin contracts

| 年 月<br>Year or Month | 取引<br>日数<br>Trading<br>Days | 取引数量<br>Trading Volume   |                          |            |                         |            |                                | 建玉数量<br>Open Interest    |            |                         |            |       |              | 年 月<br>Year or Month |
|----------------------|-----------------------------|--------------------------|--------------------------|------------|-------------------------|------------|--------------------------------|--------------------------|------------|-------------------------|------------|-------|--------------|----------------------|
|                      |                             | 1日平均<br>Daily<br>Average | 最大<br>Single<br>Day High | 月日<br>Date | 最小<br>Single<br>Day Low | 月日<br>Date | 年月末<br>End of Year<br>or Month | 最大<br>Single<br>Day High | 月日<br>Date | 最小<br>Single<br>Day Low | 月日<br>Date |       |              |                      |
| 2005年・Annual         | -                           | -                        | -                        | -          | -                       | -          | -                              | -                        | -          | -                       | -          | -     | -            | 2005年・Annual         |
| 2006年・Annual         | -                           | -                        | -                        | -          | -                       | -          | -                              | -                        | -          | -                       | -          | -     | -            | 2006年・Annual         |
| 2007年・Annual         | -                           | -                        | -                        | -          | -                       | -          | -                              | -                        | -          | -                       | -          | -     | -            | 2007年・Annual         |
| 2008年・Annual         | -                           | -                        | -                        | -          | -                       | -          | -                              | -                        | -          | -                       | -          | -     | -            | 2008年・Annual         |
| 2009年・Annual         | -                           | -                        | -                        | -          | -                       | -          | -                              | -                        | -          | -                       | -          | -     | -            | 2009年・Annual         |
| 2010年・Annual         | 14                          | 218                      | 16                       | 25         | 12.13                   | 1          | 12.24                          | 60                       | 63         | 12.30                   | 16         | 12.13 | 2010年・Annual |                      |
| 1月 January           | -                           | -                        | -                        | -          | -                       | -          | -                              | -                        | -          | -                       | -          | -     | -            | 1月 January           |
| 2月 February          | -                           | -                        | -                        | -          | -                       | -          | -                              | -                        | -          | -                       | -          | -     | -            | 2月 February          |
| 3月 March             | -                           | -                        | -                        | -          | -                       | -          | -                              | -                        | -          | -                       | -          | -     | -            | 3月 March             |
| 4月 April             | -                           | -                        | -                        | -          | -                       | -          | -                              | -                        | -          | -                       | -          | -     | -            | 4月 April             |
| 5月 May               | -                           | -                        | -                        | -          | -                       | -          | -                              | -                        | -          | -                       | -          | -     | -            | 5月 May               |
| 6月 June              | -                           | -                        | -                        | -          | -                       | -          | -                              | -                        | -          | -                       | -          | -     | -            | 6月 June              |
| 7月 July              | -                           | -                        | -                        | -          | -                       | -          | -                              | -                        | -          | -                       | -          | -     | -            | 7月 July              |
| 8月 August            | -                           | -                        | -                        | -          | -                       | -          | -                              | -                        | -          | -                       | -          | -     | -            | 8月 August            |
| 9月 September         | -                           | -                        | -                        | -          | -                       | -          | -                              | -                        | -          | -                       | -          | -     | -            | 9月 September         |
| 10月 October          | -                           | -                        | -                        | -          | -                       | -          | -                              | -                        | -          | -                       | -          | -     | -            | 10月 October          |
| 11月 November         | -                           | -                        | -                        | -          | -                       | -          | -                              | -                        | -          | -                       | -          | -     | -            | 11月 November         |
| 12月 December         | 14                          | 218                      | 16                       | 25         | 13                      | 1          | 24                             | 60                       | 63         | 30                      | 16         | 13    | 12月 December |                      |

37. くりつき株365 (取引所株価指数証拠金取引) 合計  
Total of Exchange Equity Index Margin contracts

| 年 月<br>Year or Month | 取引<br>日数<br>Trading<br>Days | 取 引 数 量<br>Trading Volume |                          |             |                         |             |                                | 建 玉 数 量<br>Open Interest |             |                         |             |        |              | 年 月<br>Year or Month |
|----------------------|-----------------------------|---------------------------|--------------------------|-------------|-------------------------|-------------|--------------------------------|--------------------------|-------------|-------------------------|-------------|--------|--------------|----------------------|
|                      |                             | 1日平均<br>Daily<br>Average  | 最大<br>Single<br>Day High | 月 日<br>Date | 最小<br>Single<br>Day Low | 月 日<br>Date | 年月末<br>End of Year<br>or Month | 最大<br>Single<br>Day High | 月 日<br>Date | 最小<br>Single<br>Day Low | 月 日<br>Date |        |              |                      |
| 2005年・Annual         | -                           | -                         | -                        | -           | -                       | -           | -                              | -                        | -           | -                       | -           | -      | -            | 2005年・Annual         |
| 2006年・Annual         | -                           | -                         | -                        | -           | -                       | -           | -                              | -                        | -           | -                       | -           | -      | -            | 2006年・Annual         |
| 2007年・Annual         | -                           | -                         | -                        | -           | -                       | -           | -                              | -                        | -           | -                       | -           | -      | -            | 2007年・Annual         |
| 2008年・Annual         | -                           | -                         | -                        | -           | -                       | -           | -                              | -                        | -           | -                       | -           | -      | -            | 2008年・Annual         |
| 2009年・Annual         | -                           | -                         | -                        | -           | -                       | -           | -                              | -                        | -           | -                       | -           | -      | -            | 2009年・Annual         |
| 2010年・Annual         | 28                          | 67,691                    | 2,507                    | 4,759       | 11. 30                  | 16          | 12. 31                         | 2,632                    | 3,846       | 12. 27                  | 336         | 11. 22 | 2010年・Annual |                      |
| 1月 January           | -                           | -                         | -                        | -           | -                       | -           | -                              | -                        | -           | -                       | -           | -      | -            | 1月 January           |
| 2月 February          | -                           | -                         | -                        | -           | -                       | -           | -                              | -                        | -           | -                       | -           | -      | -            | 2月 February          |
| 3月 March             | -                           | -                         | -                        | -           | -                       | -           | -                              | -                        | -           | -                       | -           | -      | -            | 3月 March             |
| 4月 April             | -                           | -                         | -                        | -           | -                       | -           | -                              | -                        | -           | -                       | -           | -      | -            | 4月 April             |
| 5月 May               | -                           | -                         | -                        | -           | -                       | -           | -                              | -                        | -           | -                       | -           | -      | -            | 5月 May               |
| 6月 June              | -                           | -                         | -                        | -           | -                       | -           | -                              | -                        | -           | -                       | -           | -      | -            | 6月 June              |
| 7月 July              | -                           | -                         | -                        | -           | -                       | -           | -                              | -                        | -           | -                       | -           | -      | -            | 7月 July              |
| 8月 August            | -                           | -                         | -                        | -           | -                       | -           | -                              | -                        | -           | -                       | -           | -      | -            | 8月 August            |
| 9月 September         | -                           | -                         | -                        | -           | -                       | -           | -                              | -                        | -           | -                       | -           | -      | -            | 9月 September         |
| 10月 October          | -                           | -                         | -                        | -           | -                       | -           | -                              | -                        | -           | -                       | -           | -      | -            | 10月 October          |
| 11月 November         | 7                           | 10,210                    | 1,684                    | 4,759       | 30                      | 224         | 23                             | 1,205                    | 1,205       | 30                      | 336         | 22     | 11月 November |                      |
| 12月 December         | 21                          | 57,481                    | 2,743                    | 3,876       | 20                      | 16          | 31                             | 2,632                    | 3,846       | 27                      | 854         | 1      | 12月 December |                      |

15. 全商品合計  
Exchange Total

| 年 月<br>Year or Month | 取引数量<br>Trading Volume   |                          |             |                         |             | 建玉数量<br>Open Interest            |                          |             |                         |             | 年 月<br>Year or Month |              |
|----------------------|--------------------------|--------------------------|-------------|-------------------------|-------------|----------------------------------|--------------------------|-------------|-------------------------|-------------|----------------------|--------------|
|                      | 1日平均<br>Daily<br>Average | 最大<br>Single<br>Day High | 月 日<br>Date | 最小<br>Single<br>Day Low | 月 日<br>Date | 年 月 末<br>End of Year<br>or Month | 最大<br>Single<br>Day High | 月 日<br>Date | 最小<br>Single<br>Day Low | 月 日<br>Date |                      |              |
| 2005年・Annual         | 13,164,857               | 67,406                   | 192,683     | 8. 11                   | 4,977       | 5. 30                            | 1,519,036                | 1,719,835   | 12. 19                  | 841,546     | 3. 15                | 2005年・Annual |
| 2006年・Annual         | 46,740,202               | 186,542                  | 587,029     | 6. 8                    | 43,744      | 1. 24                            | 2,959,309                | 4,602,423   | 12. 7                   | 1,532,950   | 1. 4                 | 2006年・Annual |
| 2007年・Annual         | 76,198,874               | 303,265                  | 964,149     | 8. 16                   | 65,391      | 12. 25                           | 3,306,730                | 4,454,038   | 9. 17                   | 2,750,959   | 3. 21                | 2007年・Annual |
| 2008年・Annual         | 66,927,067               | 262,337                  | 502,000     | 10. 6                   | 25,961      | 12. 25                           | 1,458,669                | 4,018,662   | 3. 6                    | 1,403,941   | 12. 16               | 2008年・Annual |
| 2009年・Annual         | 83,678,044               | 325,363                  | 854,767     | 11. 27                  | 33,166      | 12. 25                           | 1,425,860                | 1,694,420   | 6. 15                   | 1,122,612   | 3. 17                | 2009年・Annual |
| 2010年・Annual         | 121,278,095              | 600,083                  | 1,668,959   | 5. 6                    | 120,203     | 2. 15                            | 10,640,402               | 2,135,072   | 11. 30                  | 1,340,546   | 6. 15                | 2010年・Annual |
| 1月 January           | 10,610,079               | 532,183                  | 912,912     | 22                      | 273,185     | 7                                | 10,610,079               | 1,616,733   | 26                      | 1,403,040   | 6                    | 1月 January   |
| 2月 February          | 6,963,498                | 349,861                  | 649,070     | 4                       | 120,203     | 15                               | 6,963,498                | 1,830,400   | 25                      | 1,614,114   | 1                    | 2月 February  |
| 3月 March             | 7,629,823                | 333,621                  | 485,297     | 31                      | 234,937     | 8                                | 7,629,823                | 1,841,544   | 4                       | 1,472,353   | 31                   | 3月 March     |
| 4月 April             | 9,540,731                | 435,644                  | 679,511     | 30                      | 227,466     | 5                                | 9,540,731                | 1,578,220   | 16                      | 1,458,847   | 1                    | 4月 April     |
| 5月 May               | 15,923,909               | 765,586                  | 1,668,959   | 6                       | 274,286     | 31                               | 15,923,909               | 1,693,672   | 25                      | 1,532,459   | 6                    | 5月 May       |
| 6月 June              | 9,462,659                | 430,121                  | 609,985     | 7                       | 261,633     | 18                               | 9,462,659                | 1,657,660   | 9                       | 1,340,546   | 15                   | 6月 June      |
| 7月 July              | 9,822,406                | 448,648                  | 643,356     | 1                       | 293,740     | 9                                | 9,822,406                | 1,613,814   | 21                      | 1,523,736   | 9                    | 7月 July      |
| 8月 August            | 8,986,136                | 408,461                  | 740,804     | 24                      | 199,816     | 9                                | 8,986,136                | 2,022,521   | 31                      | 1,588,792   | 2                    | 8月 August    |
| 9月 September         | 9,796,845                | 449,782                  | 1,066,582   | 15                      | 261,180     | 6                                | 9,796,845                | 2,086,381   | 7                       | 1,622,725   | 16                   | 9月 September |
| 10月 October          | 9,753,319                | 466,521                  | 633,903     | 5                       | 390,984     | 22                               | 9,753,319                | 1,980,160   | 29                      | 1,740,558   | 4                    | 10月 October  |
| 11月 November         | 12,148,288               | 559,060                  | 860,562     | 12                      | 307,477     | 25                               | 12,148,288               | 2,135,072   | 30                      | 1,849,286   | 5                    | 11月 November |
| 12月 December         | 10,640,402               | 466,835                  | 719,546     | 1                       | 179,371     | 24                               | 10,640,402               | 2,098,474   | 6                       | 1,776,118   | 14                   | 12月 December |

(注) 全商品合計の年間の1日平均取引数量は、金利先物等取引と取引所為替証拠金取引の、それぞれの  
 一日平均を合算。  
 取引数量および建玉数量最小は、金利先物等取引と取引所為替証拠金取引の両方の取引実施日を記載。  
 「全商品合計」の取引数量・建玉数量(暦年)は、上場休止・廃止した商品を含む。  
 (Note) The average daily trading volumes of 2005 and 2006 are add up the daily averages of Interest rate financial  
 futures contracts and Exchange Forex Margin contracts.  
 The "Single Day Low" of Trading Volume and Open Interest records "Trading Days" that both  
 Interest rate financial futures contracts and Exchange Forex Margin contracts are executed.  
 The annual trading volumes and annual open interests of "Exchange Total" include the volumes of suspended  
 and delisted products.

2010 ANNUAL STATISTICS

38. 全商品合計  
Exchange Total

| 年 月<br>Year or Month | 取引数量<br>Trading Volume   |                          |            |                         |            |                                | 建玉数量<br>Open Interest    |            |                         |            |        |              | 年 月<br>Year or Month |
|----------------------|--------------------------|--------------------------|------------|-------------------------|------------|--------------------------------|--------------------------|------------|-------------------------|------------|--------|--------------|----------------------|
|                      | 1日平均<br>Daily<br>Average | 最大<br>Single<br>Day High | 月日<br>Date | 最小<br>Single<br>Day Low | 月日<br>Date | 年月末<br>End of Year<br>or Month | 最大<br>Single<br>Day High | 月日<br>Date | 最小<br>Single<br>Day Low | 月日<br>Date |        |              |                      |
| 2005年・Annual         | 13,164,857               | 67,406                   | 192,683    | 8. 11                   | 4,977      | 5. 30                          | 1,519,036                | 1,719,835  | 12. 19                  | 841,546    | 3. 15  | 2005年・Annual |                      |
| 2006年・Annual         | 46,740,202               | 186,542                  | 587,029    | 6. 8                    | 43,744     | 1. 24                          | 2,959,309                | 4,602,423  | 12. 7                   | 1,532,950  | 1. 4   | 2006年・Annual |                      |
| 2007年・Annual         | 76,198,874               | 303,265                  | 964,149    | 8. 16                   | 65,391     | 12. 25                         | 3,306,730                | 4,454,038  | 9. 17                   | 2,750,959  | 3. 21  | 2007年・Annual |                      |
| 2008年・Annual         | 66,927,067               | 267,259                  | 502,000    | 10. 6                   | 25,961     | 12. 25                         | 1,458,669                | 4,018,662  | 3. 6                    | 1,403,941  | 12. 16 | 2008年・Annual |                      |
| 2009年・Annual         | 83,678,044               | 325,363                  | 854,767    | 11. 27                  | 33,166     | 12. 25                         | 1,425,860                | 1,694,420  | 6. 15                   | 1,122,612  | 3. 17  | 2009年・Annual |                      |
| 2010年・Annual         | 121,278,095              | <b>600,083</b>           | 1,668,95   | 5. 6                    | 120,203    | 2. 15                          | 1,977,280                | 2,135,072  | 11. 30                  | 1,340,546  | 6. 15  | 2010年・Annual |                      |
| 1月 January           | 10,610,079               | 532,183                  | 912,912    | 22                      | 273,185    | 7                              | 1,610,446                | 1,616,733  | 26                      | 1,403,040  | 6      | 1月 January   |                      |
| 2月 February          | 6,963,498                | 349,861                  | 649,070    | 4                       | 120,203    | 15                             | 1,821,592                | 1,830,400  | 25                      | 1,614,114  | 1      | 2月 February  |                      |
| 3月 March             | 7,629,823                | 333,621                  | 485,297    | 31                      | 234,937    | 8                              | 1,472,353                | 1,841,544  | 4                       | 1,472,353  | 31     | 3月 March     |                      |
| 4月 April             | 9,540,731                | 435,644                  | 679,511    | 30                      | 227,466    | 5                              | 1,520,567                | 1,578,220  | 16                      | 1,458,847  | 1      | 4月 April     |                      |
| 5月 May               | 15,923,909               | 765,586                  | 1,668,959  | 6                       | 274,286    | 31                             | 1,619,575                | 1,693,672  | 25                      | 1,532,459  | 6      | 5月 May       |                      |
| 6月 June              | 9,462,659                | 430,121                  | 609,985    | 7                       | 261,633    | 18                             | 1,523,194                | 1,657,660  | 9                       | 1,340,546  | 15     | 6月 June      |                      |
| 7月 July              | 9,822,406                | 448,648                  | 643,356    | 1                       | 293,740    | 9                              | 1,599,647                | 1,613,814  | 21                      | 1,523,736  | 9      | 7月 July      |                      |
| 8月 August            | 8,986,136                | 408,461                  | 740,804    | 24                      | 199,816    | 9                              | 2,022,521                | 2,022,521  | 31                      | 1,588,792  | 2      | 8月 August    |                      |
| 9月 September         | 9,796,845                | 449,782                  | 1,066,582  | 15                      | 261,180    | 6                              | 1,755,570                | 2,086,381  | 7                       | 1,622,725  | 16     | 9月 September |                      |
| 10月 October          | 9,753,319                | 466,521                  | 633,903    | 5                       | 390,984    | 22                             | 1,980,160                | 1,980,160  | 29                      | 1,740,558  | 4      | 10月 October  |                      |
| 11月 November         | 12,148,288               | 559,060                  | 860,562    | 12                      | 307,477    | 25                             | 2,135,072                | 2,135,072  | 30                      | 1,849,286  | 5      | 11月 November |                      |
| 12月 December         | 10,640,402               | 466,835                  | 719,546    | 1                       | 179,371    | 24                             | 1,977,280                | 2,098,474  | 6                       | 1,776,118  | 14     | 12月 December |                      |

(注) 「全商品合計」の一日平均は、各商品の一日平均を合算。なお、小数点未満は四捨五入してあるため、合計の数字と内訳の計が一致しない場合がある。  
「全商品合計」の取引数量・建玉数量(暦年)は、上場休止・廃止した商品を含む。  
(Note) The figure of the daily average of Total of Interest rate financial futures contracts is computed by the addition of the daily averages of each product.  
The annual trading volumes and annual open interests of "Exchange Total" include the volumes of suspended and delisted products.

## III. 年間相場表

Annual Quotations

## 1. ユーロ円3ヵ月金利先物

Three-month Euroyen futures

| 限月<br>Contract<br>Month | 約定価格<br>Price Range |           |            |           |           |           |             |           | 月末<br>清算価格<br>Month-end<br>Settlement<br>Price | 取引数量<br>Trading<br>Volume | オプション<br>移行数量<br>Exercised<br>Volume | 年末<br>建玉数量<br>Month-end<br>Open Interest |
|-------------------------|---------------------|-----------|------------|-----------|-----------|-----------|-------------|-----------|--|---------------------------|--------------------------------------|--|
|                         | 始値<br>Open          | 日<br>Date | 高値<br>High | 日<br>Date | 安値<br>Low | 日<br>Date | 終値<br>Close | 日<br>Date |  |                           |                                      |  |
| 201001                  | -                   | -         | -          | -         | -         | -         | -           | -         | 99.546   | 0                         | 0                                    | 0  |
| 201002                  | -                   | -         | -          | -         | -         | -         | -           | -         | 99.557   | 0                         | 0                                    | 0  |
| 201003                  | 99.630              | 1.4       | 99.630     | 1.4       | 99.560    | 2.23      | 99.560      | 3.15      | 99.559   | 365,332                   | 0                                    | 260,260                                  |
| 201004                  | -                   | -         | -          | -         | -         | -         | -           | -         | 99.599   | 0                         | 0                                    | 0  |
| 201005                  | -                   | -         | -          | -         | -         | -         | -           | -         | 99.612   | 0                         | 0                                    | 0  |
| 201006                  | 99.665              | 1.4       | 99.665     | 1.4       | 99.590    | 3.1       | 99.610      | 6.14      | 99.614   | 1,053,909                 | 0                                    | 282,752                                  |
| 201007                  | -                   | -         | -          | -         | -         | -         | -           | -         | 99.627   | 0                         | 0                                    | 0  |
| 201008                  | -                   | -         | -          | -         | -         | -         | -           | -         | 99.628   | 0                         | 0                                    | 0  |
| 201009                  | 99.655              | 1.4       | 99.675     | 7.5       | 99.610    | 2.22      | 99.645      | 9.13      | 99.645   | 1,779,791                 | 0                                    | 301,383                                  |
| 201010                  | -                   | -         | -          | -         | -         | -         | -           | -         | 99.662   | 0                         | 0                                    | 0  |
| 201011                  | -                   | -         | -          | -         | -         | -         | -           | -         | 99.664   | 0                         | 0                                    | 0  |
| 201012                  | 99.635              | 1.4       | 99.730     | 10.5      | 99.600    | 5.27      | 99.665      | 12.13     | 99.665   | 2,215,494                 | 0                                    | 318,022                                  |
| 201101                  | -                   | -         | -          | -         | -         | -         | -           | -         | 99.680   | 0                         | 0                                    | 0  |
| 201102                  | -                   | -         | -          | -         | -         | -         | -           | -         | 99.680   | 0                         | 0                                    | 0  |
| 201103                  | 99.610              | 1.4       | 99.740     | 8.25      | 99.585    | 1.14      | 99.655      | 12.30     | 99.655   | 2,056,525                 | 0                                    | 332,733                                  |
| 201106                  | 99.550              | 1.4       | 99.750     | 10.5      | 99.550    | 1.4       | 99.650      | 12.30     | 99.655   | 1,937,143                 | 0                                    | 381,184                                  |
| 201109                  | 99.515              | 1.6       | 99.750     | 8.25      | 99.505    | 1.8       | 99.640      | 12.30     | 99.650   | 1,042,820                 | 0                                    | 229,485                                  |
| 201112                  | 99.515              | 2.3       | 99.760     | 8.25      | 99.510    | 3.3       | 99.635      | 12.30     | 99.640   | 646,523                   | 0                                    | 173,372                                  |
| 201203                  | 99.550              | 5.27      | 99.750     | 8.25      | 99.465    | 12.15     | 99.605      | 12.30     | 99.610   | 138,021                   | 0                                    | 36,928                                   |
| 201206                  | 99.580              | 6.14      | 99.745     | 8.25      | 99.430    | 12.15     | 99.570      | 12.30     | 99.590   | 25,609                    | 0                                    | 11,855                                   |
| 201209                  | 99.710              | 10.12     | 99.710     | 10.12     | 99.400    | 12.15     | 99.580      | 12.30     | 99.580   | 13,757                    | 0                                    | 9,433                                    |
| 201212                  | -                   | -         | -          | -         | -         | -         | -           | -         | 99.545   | 0                         | 0                                    | 0  |
| 201303                  | -                   | -         | -          | -         | -         | -         | -           | -         | 99.530   | 0                         | 0                                    | 0  |
| 201306                  | 99.565              | 9.15      | 99.565     | 9.15      | 99.565    | 9.15      | 99.565      | 9.15      | 99.495   | 1                         | 0                                    | 1  |
| 201309                  | -                   | -         | -          | -         | -         | -         | -           | -         | 99.475   | 0                         | 0                                    | 0  |
| 201312                  | -                   | -         | -          | -         | -         | -         | -           | -         | 99.395   | 0                         | 0                                    | 0  |
| 201403                  | -                   | -         | -          | -         | -         | -         | -           | -         | 99.315   | 0                         | 0                                    | 0  |
| 201406                  | -                   | -         | -          | -         | -         | -         | -           | -         | 99.235   | 0                         | 0                                    | 0  |
| 201409                  | -                   | -         | -          | -         | -         | -         | -           | -         | 99.155   | 0                         | 0                                    | 0  |
| 201412                  | -                   | -         | -          | -         | -         | -         | -           | -         | 99.075   | 0                         | 0                                    | 0  |
| 201503                  | -                   | -         | -          | -         | -         | -         | -           | -         | 98.995   | 0                         | 0                                    | 0  |
| 201506                  | -                   | -         | -          | -         | -         | -         | -           | -         | 98.915   | 0                         | 0                                    | 0  |
| 201509                  | -                   | -         | -          | -         | -         | -         | -           | -         | 98.835   | 0                         | 0                                    | 0  |
| 201512                  | -                   | -         | -          | -         | -         | -         | -           | -         | 98.755   | 0                         | 0                                    | 0  |

2. 無担保コールオーバーナイト金利先物  
Over-Night Call Rate futures

| 限月<br>Contract<br>Month | 約定価格<br>Price Range |           |            |           |           |           |             |           | 月末<br>清算価格<br>Month-end<br>Settlement<br>Price | 取引数量<br>Trading<br>Volume | 年末<br>建玉数量<br>Month-end<br>Open Interest |
|-------------------------|---------------------|-----------|------------|-----------|-----------|-----------|-------------|-----------|--|---------------------------|--|
|                         | 始値<br>Open          | 日<br>Date | 高値<br>High | 日<br>Date | 安値<br>Low | 日<br>Date | 終値<br>Close | 日<br>Date |  |                           |  |
| 200912                  | -                   | -         | -          | -         | -         | -         | -           | -         | 99.900   | 0                         | 0  |
| 201001                  | -                   | -         | -          | -         | -         | -         | -           | -         | 99.904   | 0                         | 0  |
| 201002                  | -                   | -         | -          | -         | -         | -         | -           | -         | 99.899   | 0                         | 0  |
| 201003                  | -                   | -         | -          | -         | -         | -         | -           | -         | 99.903   | 0                         | 0  |
| 201004                  | -                   | -         | -          | -         | -         | -         | -           | -         | 99.903   | 0                         | 0  |
| 201005                  | -                   | -         | -          | -         | -         | -         | -           | -         | 99.903   | 0                         | 0  |
| 201006                  | -                   | -         | -          | -         | -         | -         | -           | -         | 99.903   | 0                         | 0  |
| 201007                  | -                   | -         | -          | -         | -         | -         | -           | -         | 99.905   | 0                         | 0  |
| 201008                  | -                   | -         | -          | -         | -         | -         | -           | -         | 99.904   | 0                         | 0  |
| 201009                  | -                   | -         | -          | -         | -         | -         | -           | -         | 99.907   | 0                         | 0  |
| 201010                  | -                   | -         | -          | -         | -         | -         | -           | -         | 99.910   | 0                         | 0  |
| 201011                  | -                   | -         | -          | -         | -         | -         | -           | -         | 99.909   | 0                         | 0  |
| 201012                  | -                   | -         | -          | -         | -         | -         | -           | -         | 99.910   | 0                         | 0  |
| 201101                  | -                   | -         | -          | -         | -         | -         | -           | -         | 99.910   | 0                         | 0  |
| 201102                  | -                   | -         | -          | -         | -         | -         | -           | -         | 99.910   | 0                         | 0  |
| 201103                  | -                   | -         | -          | -         | -         | -         | -           | -         | 99.910   | 0                         | 0  |
| 201104                  | -                   | -         | -          | -         | -         | -         | -           | -         | 99.910   | 0                         | 0  |
| 201105                  | -                   | -         | -          | -         | -         | -         | -           | -         | 99.910   | 0                         | 0  |
| 201106                  | -                   | -         | -          | -         | -         | -         | -           | -         | 99.910   | 0                         | 0  |

3. GCLレポスポット・ネクスト金利先物  
 Spot-Next Repo Rate futures

| 限 月<br>Contract<br>Month | 約 定 価 格<br>Price Range |           |            |           |           |           |             |           | 月 末<br>清算価格<br>Month-end<br>Settlement<br>Price | 取引数量<br>Trading<br>Volume | 年 末<br>建玉数量<br>Month-end<br>Open Interest |
|--------------------------|------------------------|-----------|------------|-----------|-----------|-----------|-------------|-----------|---|---------------------------|---|
|                          | 始値<br>Open             | 日<br>Date | 高値<br>High | 日<br>Date | 安値<br>Low | 日<br>Date | 終値<br>Close | 日<br>Date |   |                           |   |
| 201001                   | -                      | -         | -          | -         | -         | -         | -           | -         | 99.890  | 0                         | 0   |
| 201002                   | -                      | -         | -          | -         | -         | -         | -           | -         | 99.888  | 0                         | 0   |
| 201003                   | -                      | -         | -          | -         | -         | -         | -           | -         | 99.892  | 0                         | 0   |
| 201004                   | -                      | -         | -          | -         | -         | -         | -           | -         | 99.892  | 0                         | 0   |
| 201005                   | -                      | -         | -          | -         | -         | -         | -           | -         | 99.892  | 0                         | 0   |
| 201006                   | -                      | -         | -          | -         | -         | -         | -           | -         | 99.892  | 0                         | 0   |
| 201007                   | -                      | -         | -          | -         | -         | -         | -           | -         | 99.880  | 0                         | 0   |
| 201008                   | -                      | -         | -          | -         | -         | -         | -           | -         | 99.893  | 0                         | 0   |
| 201009                   | -                      | -         | -          | -         | -         | -         | -           | -         | 99.887  | 0                         | 0   |
| 201010                   | -                      | -         | -          | -         | -         | -         | -           | -         | 99.886  | 0                         | 0   |
| 201011                   | -                      | -         | -          | -         | -         | -         | -           | -         | 99.886  | 0                         | 0   |
| 201012                   | -                      | -         | -          | -         | -         | -         | -           | -         | 99.891  | 0                         | 0   |
| 201101                   | -                      | -         | -          | -         | -         | -         | -           | -         | 99.890  | 0                         | 0   |
| 201102                   | -                      | -         | -          | -         | -         | -         | -           | -         | 99.890  | 0                         | 0   |
| 201103                   | -                      | -         | -          | -         | -         | -         | -           | -         | 99.890  | 0                         | 0   |
| 201104                   | -                      | -         | -          | -         | -         | -         | -           | -         | 99.890  | 0                         | 0   |
| 201105                   | -                      | -         | -          | -         | -         | -         | -           | -         | 99.890  | 0                         | 0   |
| 201106                   | -                      | -         | -          | -         | -         | -         | -           | -         | 99.890  | 0                         | 0   |

4. ユーロ円3か月金利先物 プットオプション  
Put Option on Three-month Euroyen futures

| 限月<br>Contract Month | 権利行使価格<br>Strike Price | 約定価格<br>Price Range |           |            |           |           |           |             |           | 月末清算価格<br>Month-end Settlement Price | 取引数量<br>Trading Volume | 月末建玉数量<br>Month-end Open Interest | 権利行使申告数量<br>Volume of Exercise Notification |
|----------------------|------------------------|---------------------|-----------|------------|-----------|-----------|-----------|-------------|-----------|--------------------------------------|------------------------|-----------------------------------|---|
|                      |                        | 始値<br>Open          | 日<br>Date | 高値<br>High | 日<br>Date | 安値<br>Low | 日<br>Date | 終値<br>Close | 日<br>Date |                                      |                        |                                   |   |
| 201003               | 99.250                 | -                   | -         | -          | -         | -         | -         | -           | -         | 0.000                                | 0                      | 250                               | 0   |
|                      | 99.500                 | -                   | -         | -          | -         | -         | -         | -           | -         | 0.000                                | 0                      | 600                               | 0   |
|                      | 99.625                 | -                   | -         | -          | -         | -         | -         | -           | -         | 0.066                                | 0                      | 0                                 | 0   |
|                      | 99.750                 | -                   | -         | -          | -         | -         | -         | -           | -         | 0.191                                | 0                      | 0                                 | 0   |
|                      | 99.875                 | -                   | -         | -          | -         | -         | -         | -           | -         | 0.316                                | 0                      | 0                                 | 0   |
|                      | 100.000                | -                   | -         | -          | -         | -         | -         | -           | -         | 0.441                                | 0                      | 0                                 | 0   |
|                      | 100.125                | -                   | -         | -          | -         | -         | -         | -           | -         | 0.566                                | 0                      | 0                                 | 0   |
|                      | 100.250                | -                   | -         | -          | -         | -         | -         | -           | -         | 0.691                                | 0                      | 0                                 | 0   |
|                      | 100.375                | -                   | -         | -          | -         | -         | -         | -           | -         | 0.816                                | 0                      | 0                                 | 0   |
| Total                |                        |                     |           |            |           |           |           |             |           | 0                                    | 850                    | 0                                 |   |
| 201006               | 99.125                 | -                   | -         | -          | -         | -         | -         | -           | -         | 0.000                                | 0                      | 500                               | 0   |
|                      | 99.625                 | 0.050               | 1.27      | 0.050      | 1.27      | 0.050     | 1.27      | 0.050       | 1.27      | 0.011                                | 200                    | 0                                 | 200   |
|                      | 99.750                 | -                   | -         | -          | -         | -         | -         | -           | -         | 0.136                                | 0                      | 0                                 | 0   |
|                      | 99.875                 | -                   | -         | -          | -         | -         | -         | -           | -         | 0.261                                | 0                      | 0                                 | 0   |
|                      | 100.000                | -                   | -         | -          | -         | -         | -         | -           | -         | 0.386                                | 0                      | 0                                 | 0   |
|                      | 100.125                | -                   | -         | -          | -         | -         | -         | -           | -         | 0.511                                | 0                      | 0                                 | 0   |
|                      | 100.250                | -                   | -         | -          | -         | -         | -         | -           | -         | 0.636                                | 0                      | 0                                 | 0   |
|                      | 100.375                | -                   | -         | -          | -         | -         | -         | -           | -         | 0.761                                | 0                      | 0                                 | 0   |
|                      | Total                  |                     |           |            |           |           |           |             |           |                                      | 200                    | 500                               | 200   |
| 201009               | 99.750                 | -                   | -         | -          | -         | -         | -         | -           | -         | 0.105                                | 0                      | 0                                 | 0   |
|                      | 99.875                 | -                   | -         | -          | -         | -         | -         | -           | -         | 0.230                                | 0                      | 0                                 | 0   |
|                      | 100.000                | -                   | -         | -          | -         | -         | -         | -           | -         | 0.355                                | 0                      | 0                                 | 0   |
|                      | 100.125                | -                   | -         | -          | -         | -         | -         | -           | -         | 0.480                                | 0                      | 0                                 | 0   |
|                      | 100.250                | -                   | -         | -          | -         | -         | -         | -           | -         | 0.605                                | 0                      | 0                                 | 0   |
|                      | 100.375                | -                   | -         | -          | -         | -         | -         | -           | -         | 0.730                                | 0                      | 0                                 | 0   |
|                      | 100.500                | -                   | -         | -          | -         | -         | -         | -           | -         | 0.855                                | 0                      | 0                                 | 0   |
|                      | Total                  |                     |           |            |           |           |           |             |           |                                      | 0                      | 0                                 | 0   |
| 201012               | 99.750                 | -                   | -         | -          | -         | -         | -         | -           | -         | 0.085                                | 0                      | 0                                 | 0   |
|                      | 99.875                 | -                   | -         | -          | -         | -         | -         | -           | -         | 0.210                                | 0                      | 0                                 | 0   |
|                      | 100.000                | -                   | -         | -          | -         | -         | -         | -           | -         | 0.335                                | 0                      | 0                                 | 0   |
|                      | 100.125                | -                   | -         | -          | -         | -         | -         | -           | -         | 0.460                                | 0                      | 0                                 | 0   |
|                      | 100.250                | -                   | -         | -          | -         | -         | -         | -           | -         | 0.585                                | 0                      | 0                                 | 0   |
|                      | 100.375                | -                   | -         | -          | -         | -         | -         | -           | -         | 0.710                                | 0                      | 0                                 | 0   |
|                      | 100.500                | -                   | -         | -          | -         | -         | -         | -           | -         | 0.835                                | 0                      | 0                                 | 0   |
| Total                |                        |                     |           |            |           |           |           |             |           | 0                                    | 0                      | 0                                 |   |
| 201103               | 99.625                 | -                   | -         | -          | -         | -         | -         | -           | -         | 0.010                                | 0                      | 0                                 | 0   |
|                      | 99.750                 | -                   | -         | -          | -         | -         | -         | -           | -         | 0.095                                | 0                      | 0                                 | 0   |
|                      | 99.875                 | -                   | -         | -          | -         | -         | -         | -           | -         | 0.220                                | 0                      | 0                                 | 0   |
|                      | 100.000                | -                   | -         | -          | -         | -         | -         | -           | -         | 0.345                                | 0                      | 0                                 | 0   |
|                      | 100.125                | -                   | -         | -          | -         | -         | -         | -           | -         | 0.470                                | 0                      | 0                                 | 0   |
|                      | 100.250                | -                   | -         | -          | -         | -         | -         | -           | -         | 0.595                                | 0                      | 0                                 | 0   |
|                      | 100.375                | -                   | -         | -          | -         | -         | -         | -           | -         | 0.720                                | 0                      | 0                                 | 0   |
|                      | 100.500                | -                   | -         | -          | -         | -         | -         | -           | -         | 0.845                                | 0                      | 0                                 | 0   |
| Total                |                        |                     |           |            |           |           |           |             |           | 0                                    | 0                      | 0                                 |   |
| 201106               | 99.625                 | -                   | -         | -          | -         | -         | -         | -           | -         | 0.025                                | 0                      | 0                                 | 0   |
|                      | 99.750                 | -                   | -         | -          | -         | -         | -         | -           | -         | 0.105                                | 0                      | 0                                 | 0   |
|                      | 99.875                 | -                   | -         | -          | -         | -         | -         | -           | -         | 0.220                                | 0                      | 0                                 | 0   |
|                      | 100.000                | -                   | -         | -          | -         | -         | -         | -           | -         | 0.345                                | 0                      | 0                                 | 0   |
|                      | 100.125                | -                   | -         | -          | -         | -         | -         | -           | -         | 0.470                                | 0                      | 0                                 | 0   |
|                      | 100.250                | -                   | -         | -          | -         | -         | -         | -           | -         | 0.595                                | 0                      | 0                                 | 0   |
|                      | 100.375                | -                   | -         | -          | -         | -         | -         | -           | -         | 0.720                                | 0                      | 0                                 | 0   |
|                      | 100.500                | -                   | -         | -          | -         | -         | -         | -           | -         | 0.845                                | 0                      | 0                                 | 0   |
| Total                |                        |                     |           |            |           |           |           |             |           | 0                                    | 0                      | 0                                 |   |
| 201109               | 99.500                 | -                   | -         | -          | -         | -         | -         | -           | -         | 0.010                                | 0                      | 0                                 | 0   |
|                      | 99.625                 | -                   | -         | -          | -         | -         | -         | -           | -         | 0.040                                | 0                      | 0                                 | 0   |
|                      | 99.750                 | -                   | -         | -          | -         | -         | -         | -           | -         | 0.120                                | 0                      | 0                                 | 0   |
|                      | 99.875                 | -                   | -         | -          | -         | -         | -         | -           | -         | 0.225                                | 0                      | 0                                 | 0   |
|                      | 100.000                | -                   | -         | -          | -         | -         | -         | -           | -         | 0.350                                | 0                      | 0                                 | 0   |
|                      | 100.125                | -                   | -         | -          | -         | -         | -         | -           | -         | 0.475                                | 0                      | 0                                 | 0   |
|                      | 100.250                | -                   | -         | -          | -         | -         | -         | -           | -         | 0.600                                | 0                      | 0                                 | 0   |
|                      | 100.375                | -                   | -         | -          | -         | -         | -         | -           | -         | 0.725                                | 0                      | 0                                 | 0   |
|                      | 100.500                | -                   | -         | -          | -         | -         | -         | -           | -         | 0.850                                | 0                      | 0                                 | 0   |
| Total                |                        |                     |           |            |           |           |           |             |           | 0                                    | 0                      | 0                                 |   |
| 201112               | 99.375                 | -                   | -         | -          | -         | -         | -         | -           | -         | 0.005                                | 0                      | 0                                 | 0   |
|                      | 99.500                 | -                   | -         | -          | -         | -         | -         | -           | -         | 0.020                                | 0                      | 0                                 | 0   |
|                      | 99.625                 | -                   | -         | -          | -         | -         | -         | -           | -         | 0.060                                | 0                      | 0                                 | 0   |
|                      | 99.750                 | -                   | -         | -          | -         | -         | -         | -           | -         | 0.135                                | 0                      | 0                                 | 0   |
|                      | 99.875                 | -                   | -         | -          | -         | -         | -         | -           | -         | 0.240                                | 0                      | 0                                 | 0   |
|                      | 100.000                | -                   | -         | -          | -         | -         | -         | -           | -         | 0.360                                | 0                      | 0                                 | 0   |
|                      | 100.125                | -                   | -         | -          | -         | -         | -         | -           | -         | 0.485                                | 0                      | 0                                 | 0   |
|                      | 100.250                | -                   | -         | -          | -         | -         | -         | -           | -         | 0.610                                | 0                      | 0                                 | 0   |
|                      | 100.375                | -                   | -         | -          | -         | -         | -         | -           | -         | 0.735                                | 0                      | 0                                 | 0   |
|                      | 100.500                | -                   | -         | -          | -         | -         | -         | -           | -         | 0.855                                | 0                      | 0                                 | 0   |
| Total                |                        |                     |           |            |           |           |           |             |           | 0                                    | 0                      | 0                                 |   |
| 201203               | 99.250                 | -                   | -         | -          | -         | -         | -         | -           | -         | 0.005                                | 0                      | 0                                 | 0   |
|                      | 99.375                 | -                   | -         | -          | -         | -         | -         | -           | -         | 0.010                                | 0                      | 0                                 | 0   |
|                      | 99.500                 | -                   | -         | -          | -         | -         | -         | -           | -         | 0.035                                | 0                      | 0                                 | 0   |
|                      | 99.625                 | -                   | -         | -          | -         | -         | -         | -           | -         | 0.085                                | 0                      | 0                                 | 0   |
|                      | 99.750                 | -                   | -         | -          | -         | -         | -         | -           | -         | 0.165                                | 0                      | 0                                 | 0   |
|                      | 99.875                 | -                   | -         | -          | -         | -         | -         | -           | -         | 0.270                                | 0                      | 0                                 | 0   |
|                      | 100.000                | -                   | -         | -          | -         | -         | -         | -           | -         | 0.390                                | 0                      | 0                                 | 0   |
|                      | 100.125                | -                   | -         | -          | -         | -         | -         | -           | -         | 0.515                                | 0                      | 0                                 | 0   |
|                      | 100.250                | -                   | -         | -          | -         | -         | -         | -           | -         | 0.635                                | 0                      | 0                                 | 0   |
|                      | 100.375                | -                   | -         | -          | -         | -         | -         | -           | -         | 0.760                                | 0                      | 0                                 | 0   |
| Total                |                        |                     |           |            |           |           |           |             |           | 0                                    | 0                      | 0                                 |   |

5. ユーロ円3か月金利先物 コールオプション  
Call Option on Three-month Euroyen futures

| 限月<br>Contract<br>Month | 権利行使価格<br>Strike<br>Price | 約定価格<br>Price Range |           |            |           |           |           |             |           | 月末<br>清算価格<br>Month-end<br>Settlement<br>Price | 取引数量<br>Trading<br>Volume | 月末<br>建玉数量<br>Month-end<br>Open Interest | 権利行使<br>申告数量<br>Volume of<br>Exercise<br>Notification |
|-------------------------|---------------------------|---------------------|-----------|------------|-----------|-----------|-----------|-------------|-----------|--|---------------------------|--|---|
|                         |                           | 始値<br>Open          | 日<br>Date | 高値<br>High | 日<br>Date | 安値<br>Low | 日<br>Date | 終値<br>Close | 日<br>Date |  |                           |  |   |
| 201003                  | 98.625                    | -                   | -         | -          | -         | -         | -         | -           | -         | 0.934  | 0                         | 0  | 0   |
|                         | 98.750                    | -                   | -         | -          | -         | -         | -         | -           | -         | 0.809  | 0                         | 0  | 0   |
|                         | 98.875                    | -                   | -         | -          | -         | -         | -         | -           | -         | 0.684  | 0                         | 0  | 0   |
|                         | 99.000                    | -                   | -         | -          | -         | -         | -         | -           | -         | 0.559  | 0                         | 0  | 0   |
|                         | 99.125                    | -                   | -         | -          | -         | -         | -         | -           | -         | 0.434  | 0                         | 0  | 0   |
|                         | 99.250                    | -                   | -         | -          | -         | -         | -         | -           | -         | 0.309  | 0                         | 0  | 0   |
|                         | 99.375                    | -                   | -         | -          | -         | -         | -         | -           | -         | 0.184  | 0                         | 0  | 0   |
|                         | 99.500                    | -                   | -         | -          | -         | -         | -         | -           | -         | 0.059  | 0                         | 0  | 400   |
|                         | 99.625                    | -                   | -         | -          | -         | -         | -         | -           | -         | 0.000  | 0                         | 360                                      | 0   |
| Total                   |                           |                     |           |            |           |           |           |             |           | 0  | 360                       | 400                                      |   |
| 201006                  | 98.500                    | -                   | -         | -          | -         | -         | -         | -           | -         | 1.114  | 0                         | 0  | 0   |
|                         | 98.625                    | -                   | -         | -          | -         | -         | -         | -           | -         | 0.989  | 0                         | 0  | 0   |
|                         | 98.750                    | -                   | -         | -          | -         | -         | -         | -           | -         | 0.864  | 0                         | 0  | 0   |
|                         | 98.875                    | -                   | -         | -          | -         | -         | -         | -           | -         | 0.739  | 0                         | 0  | 0   |
|                         | 99.000                    | -                   | -         | -          | -         | -         | -         | -           | -         | 0.614  | 0                         | 0  | 0   |
|                         | 99.125                    | -                   | -         | -          | -         | -         | -         | -           | -         | 0.489  | 0                         | 0  | 0   |
|                         | 99.250                    | -                   | -         | -          | -         | -         | -         | -           | -         | 0.364  | 0                         | 0  | 0   |
|                         | 99.375                    | -                   | -         | -          | -         | -         | -         | -           | -         | 0.239  | 0                         | 0  | 0   |
|                         | 99.500                    | -                   | -         | -          | -         | -         | -         | -           | -         | 0.114  | 0                         | 0  | 200   |
| 99.625                  | 0.060                     | 1.27                | 0.060     | 1.27       | 0.060     | 1.27      | 0.060     | 1.27        | 0.000     | 200  | 200                       | 0  |   |
| Total                   |                           |                     |           |            |           |           |           |             |           | 200  | 200                       | 200                                      |   |
| 201009                  | 98.625                    | -                   | -         | -          | -         | -         | -         | -           | -         | 1.020  | 0                         | 0  | 0   |
|                         | 98.750                    | -                   | -         | -          | -         | -         | -         | -           | -         | 0.895  | 0                         | 0  | 0   |
|                         | 98.875                    | -                   | -         | -          | -         | -         | -         | -           | -         | 0.770  | 0                         | 0  | 0   |
|                         | 99.000                    | -                   | -         | -          | -         | -         | -         | -           | -         | 0.645  | 0                         | 0  | 0   |
|                         | 99.125                    | -                   | -         | -          | -         | -         | -         | -           | -         | 0.520  | 0                         | 0  | 0   |
|                         | 99.250                    | -                   | -         | -          | -         | -         | -         | -           | -         | 0.395  | 0                         | 0  | 0   |
|                         | 99.375                    | -                   | -         | -          | -         | -         | -         | -           | -         | 0.270  | 0                         | 0  | 0   |
|                         | 99.500                    | -                   | -         | -          | -         | -         | -         | -           | -         | 0.145  | 0                         | 0  | 0   |
|                         | 99.625                    | -                   | -         | -          | -         | -         | -         | -           | -         | 0.020  | 0                         | 0  | 0   |
| Total                   |                           |                     |           |            |           |           |           |             |           | 0  | 0                         | 0  |   |
| 201012                  | 98.750                    | -                   | -         | -          | -         | -         | -         | -           | -         | 0.915  | 0                         | 0  | 0   |
|                         | 98.875                    | -                   | -         | -          | -         | -         | -         | -           | -         | 0.790  | 0                         | 0  | 0   |
|                         | 99.000                    | -                   | -         | -          | -         | -         | -         | -           | -         | 0.665  | 0                         | 0  | 0   |
|                         | 99.125                    | -                   | -         | -          | -         | -         | -         | -           | -         | 0.540  | 0                         | 0  | 0   |
|                         | 99.250                    | -                   | -         | -          | -         | -         | -         | -           | -         | 0.415  | 0                         | 0  | 0   |
|                         | 99.375                    | -                   | -         | -          | -         | -         | -         | -           | -         | 0.290  | 0                         | 0  | 0   |
|                         | 99.500                    | -                   | -         | -          | -         | -         | -         | -           | -         | 0.165  | 0                         | 0  | 0   |
|                         | 99.625                    | -                   | -         | -          | -         | -         | -         | -           | -         | 0.040  | 0                         | 0  | 0   |
|                         | Total                     |                     |           |            |           |           |           |             |           |  | 0                         | 0  | 0   |
| 201103                  | 98.875                    | -                   | -         | -          | -         | -         | -         | -           | -         | 0.780  | 0                         | 0  | 0   |
|                         | 99.000                    | -                   | -         | -          | -         | -         | -         | -           | -         | 0.655  | 0                         | 0  | 0   |
|                         | 99.125                    | -                   | -         | -          | -         | -         | -         | -           | -         | 0.530  | 0                         | 0  | 0   |
|                         | 99.250                    | -                   | -         | -          | -         | -         | -         | -           | -         | 0.405  | 0                         | 0  | 0   |
|                         | 99.375                    | -                   | -         | -          | -         | -         | -         | -           | -         | 0.280  | 0                         | 0  | 0   |
|                         | 99.500                    | -                   | -         | -          | -         | -         | -         | -           | -         | 0.155  | 0                         | 0  | 0   |
|                         | 99.625                    | -                   | -         | -          | -         | -         | -         | -           | -         | 0.040  | 0                         | 0  | 0   |
|                         | Total                     |                     |           |            |           |           |           |             |           |  | 0                         | 0  | 0   |
|                         | 201106                    | 98.875              | -         | -          | -         | -         | -         | -           | -         | -  | 0.780                     | 0  | 0   |
| 99.000                  |                           | -                   | -         | -          | -         | -         | -         | -           | -         | 0.655  | 0                         | 0  | 0   |
| 99.125                  |                           | -                   | -         | -          | -         | -         | -         | -           | -         | 0.530  | 0                         | 0  | 0   |
| 99.250                  |                           | -                   | -         | -          | -         | -         | -         | -           | -         | 0.405  | 0                         | 0  | 0   |
| 99.375                  |                           | -                   | -         | -          | -         | -         | -         | -           | -         | 0.280  | 0                         | 0  | 0   |
| 99.500                  |                           | -                   | -         | -          | -         | -         | -         | -           | -         | 0.155  | 0                         | 0  | 0   |
| 99.625                  |                           | -                   | -         | -          | -         | -         | -         | -           | -         | 0.055  | 0                         | 0  | 0   |
| 99.750                  |                           | -                   | -         | -          | -         | -         | -         | -           | -         | 0.010  | 0                         | 0  | 0   |
| Total                   |                           |                     |           |            |           |           |           |             |           |  | 0                         | 0  | 0   |
| 201109                  | 98.875                    | -                   | -         | -          | -         | -         | -         | -           | -         | 0.775  | 0                         | 0  | 0   |
|                         | 99.000                    | -                   | -         | -          | -         | -         | -         | -           | -         | 0.650  | 0                         | 0  | 0   |
|                         | 99.125                    | -                   | -         | -          | -         | -         | -         | -           | -         | 0.525  | 0                         | 0  | 0   |
|                         | 99.250                    | -                   | -         | -          | -         | -         | -         | -           | -         | 0.400  | 0                         | 0  | 0   |
|                         | 99.375                    | -                   | -         | -          | -         | -         | -         | -           | -         | 0.275  | 0                         | 0  | 0   |
|                         | 99.500                    | -                   | -         | -          | -         | -         | -         | -           | -         | 0.160  | 0                         | 0  | 0   |
|                         | 99.625                    | -                   | -         | -          | -         | -         | -         | -           | -         | 0.065  | 0                         | 0  | 0   |
|                         | 99.750                    | -                   | -         | -          | -         | -         | -         | -           | -         | 0.020  | 0                         | 0  | 0   |
|                         | 99.875                    | -                   | -         | -          | -         | -         | -         | -           | -         | 0.005  | 0                         | 0  | 0   |
| Total                   |                           |                     |           |            |           |           |           |             |           | 0  | 0                         | 0  |   |
| 201112                  | 98.875                    | -                   | -         | -          | -         | -         | -         | -           | -         | 0.760  | 0                         | 0  | 0   |
|                         | 99.000                    | -                   | -         | -          | -         | -         | -         | -           | -         | 0.640  | 0                         | 0  | 0   |
|                         | 99.125                    | -                   | -         | -          | -         | -         | -         | -           | -         | 0.515  | 0                         | 0  | 0   |
|                         | 99.250                    | -                   | -         | -          | -         | -         | -         | -           | -         | 0.390  | 0                         | 0  | 0   |
|                         | 99.375                    | -                   | -         | -          | -         | -         | -         | -           | -         | 0.270  | 0                         | 0  | 0   |
|                         | 99.500                    | -                   | -         | -          | -         | -         | -         | -           | -         | 0.160  | 0                         | 0  | 0   |
|                         | 99.625                    | -                   | -         | -          | -         | -         | -         | -           | -         | 0.075  | 0                         | 0  | 0   |
|                         | 99.750                    | -                   | -         | -          | -         | -         | -         | -           | -         | 0.025  | 0                         | 0  | 0   |
|                         | 99.875                    | -                   | -         | -          | -         | -         | -         | -           | -         | 0.005  | 0                         | 0  | 0   |
| 99.750                  | -                         | -                   | -         | -          | -         | -         | -         | -           | 0.885     | 0  | 0                         | 0  |   |
| Total                   |                           |                     |           |            |           |           |           |             |           | 0  | 0                         | 0  |   |
| 201203                  | 98.750                    | -                   | -         | -          | -         | -         | -         | -           | -         | 0.855  | 0                         | 0  | 0   |
|                         | 98.875                    | -                   | -         | -          | -         | -         | -         | -           | -         | 0.730  | 0                         | 0  | 0   |
|                         | 99.000                    | -                   | -         | -          | -         | -         | -         | -           | -         | 0.610  | 0                         | 0  | 0   |
|                         | 99.125                    | -                   | -         | -          | -         | -         | -         | -           | -         | 0.485  | 0                         | 0  | 0   |
|                         | 99.250                    | -                   | -         | -          | -         | -         | -         | -           | -         | 0.360  | 0                         | 0  | 0   |
|                         | 99.375                    | -                   | -         | -          | -         | -         | -         | -           | -         | 0.245  | 0                         | 0  | 0   |
|                         | 99.500                    | -                   | -         | -          | -         | -         | -         | -           | -         | 0.145  | 0                         | 0  | 0   |
|                         | 99.625                    | -                   | -         | -          | -         | -         | -         | -           | -         | 0.070  | 0                         | 0  | 0   |
|                         | 99.750                    | -                   | -         | -          | -         | -         | -         | -           | -         | 0.030  | 0                         | 0  | 0   |
| 99.875                  | -                         | -                   | -         | -          | -         | -         | -         | -           | 0.010     | 0  | 0                         | 0  |   |
| Total                   |                           |                     |           |            |           |           |           |             |           | 0  | 0                         | 0  |   |

6. くりっく365 (取引所為替証拠金取引) 米ドル/円  
U.S. Dollar-Japanese Yen Exchange Forex Margin contracts

| 約定価格<br>Price Range |           |            |           |           |           |             |           | 年末<br>清算価格<br>Year-end<br>Settlement<br>Price | 取引数量<br>Trading<br>Volume | 年 末<br>建玉数量<br>Year-end<br>Open<br>Interest |
|---------------------|-----------|------------|-----------|-----------|-----------|-------------|-----------|---|---------------------------|---|
| 始値<br>Open          | 日<br>Date | 高値<br>High | 日<br>Date | 安値<br>Low | 日<br>Date | 終値<br>Close | 日<br>Date |   |                           |   |
| 93.11               | 1. 4      | 94.99      | 5. 4      | 80.24     | 11. 1     | 81.27       | 12. 31    | 81.27   | 27,551,634                | 287,035                                     |

7. くりっく365 (取引所為替証拠金取引) ユーロ/円  
Euro-Japanese Yen Exchange Forex Margin contracts

| 約定価格<br>Price Range |           |            |           |           |           |             |           | 年末<br>清算価格<br>Year-end<br>Settlement<br>Price | 取引数量<br>Trading<br>Volume | 年 末<br>建玉数量<br>Year-end<br>Open<br>Interest |
|---------------------|-----------|------------|-----------|-----------|-----------|-------------|-----------|---|---------------------------|---|
| 始値<br>Open          | 日<br>Date | 高値<br>High | 日<br>Date | 安値<br>Low | 日<br>Date | 終値<br>Close | 日<br>Date |   |                           |   |
| 133.15              | 1. 4      | 134.40     | 1. 11     | 105.42    | 8. 24     | 108.50      | 12. 31    | 108.50  | 19,921,565                | 107,120                                     |

8. くりっく365 (取引所為替証拠金取引) 英ポンド/円  
British Pound-Japanese Yen Exchange Forex Margin contracts

| 約定価格<br>Price Range |           |            |           |           |           |             |           | 年末<br>清算価格<br>Year-end<br>Settlement<br>Price | 取引数量<br>Trading<br>Volume | 年 末<br>建玉数量<br>Year-end<br>Open<br>Interest |
|---------------------|-----------|------------|-----------|-----------|-----------|-------------|-----------|---|---------------------------|---|
| 始値<br>Open          | 日<br>Date | 高値<br>High | 日<br>Date | 安値<br>Low | 日<br>Date | 終値<br>Close | 日<br>Date |   |                           |   |
| 150.00              | 1. 4      | 150.75     | 1. 4      | 125.50    | 12. 30    | 126.61      | 12. 31    | 126.61  | 17,108,444                | 98,160                                      |

9. くりっく365 (取引所為替証拠金取引) オーストラリアドル/円  
Australian Dollar-Japanese Yen Exchange Forex Margin contracts

| 約定価格<br>Price Range |           |            |           |           |           |             |           | 年末<br>清算価格<br>Year-end<br>Settlement<br>Price | 取引数量<br>Trading<br>Volume | 年 末<br>建玉数量<br>Year-end<br>Open<br>Interest |
|---------------------|-----------|------------|-----------|-----------|-----------|-------------|-----------|---|---------------------------|---|
| 始値<br>Open          | 日<br>Date | 高値<br>High | 日<br>Date | 安値<br>Low | 日<br>Date | 終値<br>Close | 日<br>Date |   |                           |   |
| 83.71               | 1. 4      | 88.16      | 4. 30     | 72.04     | 5. 25     | 83.06       | 12. 31    | 83.06   | 34,272,436                | 179,005                                     |

10. くりっく365 (取引所為替証拠金取引) スイスフラン/円  
Swiss Franc-Japanese Yen Exchange Forex Margin contracts

| 約定価格<br>Price Range |           |            |           |           |           |             |           | 年末<br>清算価格<br>Year-end<br>Settlement<br>Price | 取引数量<br>Trading<br>Volume | 年 末<br>建玉数量<br>Year-end<br>Open<br>Interest |
|---------------------|-----------|------------|-----------|-----------|-----------|-------------|-----------|---|---------------------------|---|
| 始値<br>Open          | 日<br>Date | 高値<br>High | 日<br>Date | 安値<br>Low | 日<br>Date | 終値<br>Close | 日<br>Date |   |                           |   |
| 89.79               | 1. 4      | 91.04      | 1. 11     | 76.40     | 5. 25     | 86.91       | 12. 31    | 86.91   | 368,567                   | 6,883                                       |

11. くりっく365 (取引所為替証拠金取引) カナダドル/円  
Canadian Dollar-Japanese Yen Exchange Forex Margin contracts

| 約定価格<br>Price Range |           |            |           |           |           |             |           | 年末<br>清算価格<br>Year-end<br>Settlement<br>Price | 取引数量<br>Trading<br>Volume | 年 末<br>建玉数量<br>Year-end<br>Open<br>Interest |
|---------------------|-----------|------------|-----------|-----------|-----------|-------------|-----------|---|---------------------------|---|
| 始値<br>Open          | 日<br>Date | 高値<br>High | 日<br>Date | 安値<br>Low | 日<br>Date | 終値<br>Close | 日<br>Date |   |                           |   |
| 88.54               | 1. 4      | 94.51      | 4. 26     | 78.43     | 8. 24     | 81.52       | 12. 31    | 81.40   | 927,926                   | 11,671                                      |

12. くりっく365 (取引所為替証拠金取引) NZドル/円  
New Zealand Dollar-Japanese Yen Exchange Forex Margin contracts

| 約定価格<br>Price Range |           |            |           |           |           |             |           | 年末<br>清算価格<br>Year-end<br>Settlement<br>Price | 取引数量<br>Trading<br>Volume | 年 末<br>建玉数量<br>Year-end<br>Open<br>Interest |
|---------------------|-----------|------------|-----------|-----------|-----------|-------------|-----------|---|---------------------------|---|
| 始値<br>Open          | 日<br>Date | 高値<br>High | 日<br>Date | 安値<br>Low | 日<br>Date | 終値<br>Close | 日<br>Date |   |                           |   |
| 67.49               | 1. 4      | 69.45      | 5. 4      | 58.42     | 8. 31     | 63.18       | 12. 31    | 63.18   | 2,196,138                 | 40,343                                      |

13. くりっく365 (取引所為替証拠金取引) 南アフリカランド/円  
South African Rand-Japanese Yen Exchange Forex Margin contracts

| 約定価格<br>Price Range |           |            |           |           |           |             |           | 年末<br>清算価格<br>Year-end<br>Settlement<br>Price | 取引数量<br>Trading<br>Volume | 年 末<br>建玉数量<br>Year-end<br>Open<br>Interest |
|---------------------|-----------|------------|-----------|-----------|-----------|-------------|-----------|---|---------------------------|---|
| 始値<br>Open          | 日<br>Date | 高値<br>High | 日<br>Date | 安値<br>Low | 日<br>Date | 終値<br>Close | 日<br>Date |   |                           |   |
| 12.620              | 1. 4      | 13.100     | 4. 6      | 10.990    | 5. 20     | 12.240      | 12. 31    | 12.240  | 1,185,379                 | 23,372                                      |

2010 ANNUAL STATISTICS

14. くりっく365 (取引所為替証拠金取引) ノルウェークローネ/円  
Norwegian Krone-Japanese Yen Exchange Forex Margin contracts

| 約定価格<br>Price Range |           |            |           |           |           |             |           | 年末<br>清算価格<br>Year-end<br>Settlement<br>Price | 取引数量<br>Trading<br>Volume | 年 末<br>建玉数量<br>Year-end<br>Open<br>Interest |
|---------------------|-----------|------------|-----------|-----------|-----------|-------------|-----------|---|---------------------------|---|
| 始値<br>Open          | 日<br>Date | 高値<br>High | 日<br>Date | 安値<br>Low | 日<br>Date | 終値<br>Close | 日<br>Date |   |                           |   |
| 16.050              | 1. 4      | 16.500     | 1. 11     | 13.250    | 8. 24     | 13.910      | 12. 31    | 13.945  | 36,144                    | 1,128                                       |

15. くりっく365 (取引所為替証拠金取引) 香港ドル/円  
Hong Kong Dollar-Japanese Yen Exchange Forex Margin contracts

| 約定価格<br>Price Range |           |            |           |           |           |             |           | 年末<br>清算価格<br>Year-end<br>Settlement<br>Price | 取引数量<br>Trading<br>Volume | 年 末<br>建玉数量<br>Year-end<br>Open<br>Interest |
|---------------------|-----------|------------|-----------|-----------|-----------|-------------|-----------|---|---------------------------|---|
| 始値<br>Open          | 日<br>Date | 高値<br>High | 日<br>Date | 安値<br>Low | 日<br>Date | 終値<br>Close | 日<br>Date |   |                           |   |
| 12.000              | 1. 4      | 12.230     | 5. 4      | 10.350    | 11. 1     | 10.445      | 12. 31    | 10.445  | 53,830                    | 811   |

16. くりっく365 (取引所為替証拠金取引) スウェーデンクローナ/円  
Swedish Krona-Japanese Yen Exchange Forex Margin contracts

| 約定価格<br>Price Range |           |            |           |           |           |             |           | 年末<br>清算価格<br>Year-end<br>Settlement<br>Price | 取引数量<br>Trading<br>Volume | 年 末<br>建玉数量<br>Year-end<br>Open<br>Interest |
|---------------------|-----------|------------|-----------|-----------|-----------|-------------|-----------|---|---------------------------|---|
| 始値<br>Open          | 日<br>Date | 高値<br>High | 日<br>Date | 安値<br>Low | 日<br>Date | 終値<br>Close | 日<br>Date |   |                           |   |
| 13.035              | 1. 4      | 13.210     | 4. 5      | 11.050    | 5. 25     | 12.100      | 12. 31    | 12.100  | 21,591                    | 301   |

17. くりっく365 (取引所為替証拠金取引) ポーランドズロチ/円  
Polish Zloty-Japanese Yen Exchange Forex Margin contracts

| 約定価格<br>Price Range |           |            |           |           |           |             |           | 年末<br>清算価格<br>Year-end<br>Settlement<br>Price | 取引数量<br>Trading<br>Volume | 年 末<br>建玉数量<br>Year-end<br>Open<br>Interest |
|---------------------|-----------|------------|-----------|-----------|-----------|-------------|-----------|---|---------------------------|---|
| 始値<br>Open          | 日<br>Date | 高値<br>High | 日<br>Date | 安値<br>Low | 日<br>Date | 終値<br>Close | 日<br>Date |   |                           |   |
| 32.40               | 1. 4      | 33.31      | 4. 5      | 25.74     | 6. 29     | 27.50       | 12. 31    | 27.50   | 152,485                   | 4,131                                       |

18. くりっく365 (取引所為替証拠金取引) ユーロ/米ドル  
Euro-U.S. Dollar Exchange Forex Margin contracts

| 約定価格<br>Price Range |           |            |           |           |           |             |           | 年末<br>清算価格<br>Year-end<br>Settlement<br>Price | 取引数量<br>Trading<br>Volume | 年 末<br>建玉数量<br>Year-end<br>Open<br>Interest |
|---------------------|-----------|------------|-----------|-----------|-----------|-------------|-----------|---|---------------------------|---|
| 始値<br>Open          | 日<br>Date | 高値<br>High | 日<br>Date | 安値<br>Low | 日<br>Date | 終値<br>Close | 日<br>Date |   |                           |   |
| 1.4303              | 1. 4      | 1.4580     | 1. 13     | 1.1877    | 6. 7      | 1.3375      | 12. 31    | 1.3366  | 3,674,987                 | 15,356                                      |

19. くりっく365 (取引所為替証拠金取引) 英ポンド/米ドル  
British Pound-U.S. Dollar Exchange Forex Margin contracts

| 約定価格<br>Price Range |           |            |           |           |           |             |           | 年末<br>清算価格<br>Year-end<br>Settlement<br>Price | 取引数量<br>Trading<br>Volume | 年 末<br>建玉数量<br>Year-end<br>Open<br>Interest |
|---------------------|-----------|------------|-----------|-----------|-----------|-------------|-----------|---|---------------------------|---|
| 始値<br>Open          | 日<br>Date | 高値<br>High | 日<br>Date | 安値<br>Low | 日<br>Date | 終値<br>Close | 日<br>Date |   |                           |   |
| 1.6112              | 1. 4      | 1.6456     | 1. 19     | 1.4229    | 5. 20     | 1.5601      | 12. 31    | 1.5606  | 555,891                   | 1,436                                       |

20. くりっく365 (取引所為替証拠金取引) 英ポンド/スイスフラン  
British Pound-Swiss Franc Exchange Forex Margin contracts

| 約定価格<br>Price Range |           |            |           |           |           |             |           | 年末<br>清算価格<br>Year-end<br>Settlement<br>Price | 取引数量<br>Trading<br>Volume | 年 末<br>建玉数量<br>Year-end<br>Open<br>Interest |
|---------------------|-----------|------------|-----------|-----------|-----------|-------------|-----------|---|---------------------------|---|
| 始値<br>Open          | 日<br>Date | 高値<br>High | 日<br>Date | 安値<br>Low | 日<br>Date | 終値<br>Close | 日<br>Date |   |                           |   |
| 1.6687              | 1. 4      | 1.7111     | 1. 28     | 1.4400    | 12. 30    | 1.4571      | 12. 31    | 1.4571  | 79,909                    | 1,736                                       |

21. くりっく365 (取引所為替証拠金取引) 米ドル/スイスフラン  
U.S. Dollar-Swiss Franc Exchange Forex Margin contracts

| 約定価格<br>Price Range |           |            |           |           |           |             |           | 年末<br>清算価格<br>Year-end<br>Settlement<br>Price | 取引数量<br>Trading<br>Volume | 年 末<br>建玉数量<br>Year-end<br>Open<br>Interest |
|---------------------|-----------|------------|-----------|-----------|-----------|-------------|-----------|---|---------------------------|---|
| 始値<br>Open          | 日<br>Date | 高値<br>High | 日<br>Date | 安値<br>Low | 日<br>Date | 終値<br>Close | 日<br>Date |   |                           |   |
| 1.0365              | 1. 4      | 1.1730     | 6. 1      | 0.9300    | 12. 31    | 0.9345      | 12. 31    | 0.9338  | 145,093                   | 3,967                                       |

2010 ANNUAL STATISTICS

22. くりっく365 (取引所為替証拠金取引) 米ドル/カナダドル  
U.S. Dollar-Canadian Dollar Exchange Forex Margin contracts

| 約定価格<br>Price Range |           |            |           |           |           |             |           | 年末<br>清算価格<br>Year-end<br>Settlement<br>Price | 取引数量<br>Trading<br>Volume | 年 末<br>建玉数量<br>Year-end<br>Open<br>Interest |
|---------------------|-----------|------------|-----------|-----------|-----------|-------------|-----------|---|---------------------------|---|
| 始値<br>Open          | 日<br>Date | 高値<br>High | 日<br>Date | 安値<br>Low | 日<br>Date | 終値<br>Close | 日<br>Date |   |                           |   |
| 1.0512              | 1. 4      | 1.0852     | 5. 25     | 0.9929    | 12. 31    | 0.9964      | 12. 31    | 0.9959  | 111,927                   | 1,845                                       |

23. くりっく365 (取引所為替証拠金取引) オーストラリアドル/米ドル  
Australian Dollar-U.S. Dollar Exchange Forex Margin contracts

| 約定価格<br>Price Range |           |            |           |           |           |             |           | 年末<br>清算価格<br>Year-end<br>Settlement<br>Price | 取引数量<br>Trading<br>Volume | 年 末<br>建玉数量<br>Year-end<br>Open<br>Interest |
|---------------------|-----------|------------|-----------|-----------|-----------|-------------|-----------|---|---------------------------|---|
| 始値<br>Open          | 日<br>Date | 高値<br>High | 日<br>Date | 安値<br>Low | 日<br>Date | 終値<br>Close | 日<br>Date |   |                           |   |
| 0.8984              | 1. 4      | 1.0256     | 12. 31    | 0.8065    | 5. 25     | 1.0228      | 12. 31    | 1.0228  | 1,003,682                 | 8,555                                       |

24. くりっく365 (取引所為替証拠金取引) ユーロ/スイスフラン  
Euro-Swiss Franc Exchange Forex Margin contracts

| 約定価格<br>Price Range |           |            |           |           |           |             |           | 年末<br>清算価格<br>Year-end<br>Settlement<br>Price | 取引数量<br>Trading<br>Volume | 年 末<br>建玉数量<br>Year-end<br>Open<br>Interest |
|---------------------|-----------|------------|-----------|-----------|-----------|-------------|-----------|---|---------------------------|---|
| 始値<br>Open          | 日<br>Date | 高値<br>High | 日<br>Date | 安値<br>Low | 日<br>Date | 終値<br>Close | 日<br>Date |   |                           |   |
| 1.4830              | 1. 4      | 1.4886     | 1. 4      | 1.2403    | 12. 30    | 1.2500      | 12. 31    | 1.2484  | 82,892                    | 2,236                                       |

25. くりっく365 (取引所為替証拠金取引) ユーロ/英ポンド  
Euro-British Pound Exchange Forex Margin contracts

| 約定価格<br>Price Range |           |            |           |           |           |             |           | 年末<br>清算価格<br>Year-end<br>Settlement<br>Price | 取引数量<br>Trading<br>Volume | 年 末<br>建玉数量<br>Year-end<br>Open<br>Interest |
|---------------------|-----------|------------|-----------|-----------|-----------|-------------|-----------|---|---------------------------|---|
| 始値<br>Open          | 日<br>Date | 高値<br>High | 日<br>Date | 安値<br>Low | 日<br>Date | 終値<br>Close | 日<br>Date |   |                           |   |
| 0.8875              | 1. 4      | 0.9147     | 3. 1      | 0.8072    | 6. 29     | 0.8549      | 12. 31    | 0.8567  | 100,441                   | 902   |

26. くりっく365 (取引所為替証拠金取引) NZドル/米ドル  
New Zealand Dollar-U.S. Dollar Exchange Forex Margin contracts

| 約定価格<br>Price Range |           |            |           |           |           |             |           | 年末<br>清算価格<br>Year-end<br>Settlement<br>Price | 取引数量<br>Trading<br>Volume | 年末<br>建玉数量<br>Year-end<br>Open<br>Interest |
|---------------------|-----------|------------|-----------|-----------|-----------|-------------|-----------|---|---------------------------|--|
| 始値<br>Open          | 日<br>Date | 高値<br>High | 日<br>Date | 安値<br>Low | 日<br>Date | 終値<br>Close | 日<br>Date |   |                           |  |
| 0.7232              | 1. 4      | 0.7975     | 11. 4     | 0.6570    | 5. 25     | 0.7792      | 12. 31    | 0.7800  | 94,114                    | 375  |

27. くりっく365 (取引所為替証拠金取引) ユーロ/オーストラリアドル  
Euro-Australian Dollar Exchange Forex Margin contracts

| 約定価格<br>Price Range |           |            |           |           |           |             |           | 年末<br>清算価格<br>Year-end<br>Settlement<br>Price | 取引数量<br>Trading<br>Volume | 年末<br>建玉数量<br>Year-end<br>Open<br>Interest |
|---------------------|-----------|------------|-----------|-----------|-----------|-------------|-----------|---|---------------------------|--|
| 始値<br>Open          | 日<br>Date | 高値<br>High | 日<br>Date | 安値<br>Low | 日<br>Date | 終値<br>Close | 日<br>Date |   |                           |  |
| 1.5923              | 1. 4      | 1.5951     | 2. 4      | 1.2929    | 12. 29    | 1.3075      | 12. 31    | 1.3075  | 208,708                   | 2,647                                      |

28. くりっく365 (取引所為替証拠金取引) 英ポンド/オーストラリアドル  
British Pound-Australian Dollar Exchange Forex Margin contracts

| 約定価格<br>Price Range |           |            |           |           |           |             |           | 年末<br>清算価格<br>Year-end<br>Settlement<br>Price | 取引数量<br>Trading<br>Volume | 年末<br>建玉数量<br>Year-end<br>Open<br>Interest |
|---------------------|-----------|------------|-----------|-----------|-----------|-------------|-----------|---|---------------------------|--|
| 始値<br>Open          | 日<br>Date | 高値<br>High | 日<br>Date | 安値<br>Low | 日<br>Date | 終値<br>Close | 日<br>Date |   |                           |  |
| 1.7928              | 1. 4      | 1.8267     | 2. 4      | 1.5152    | 12. 29    | 1.5243      | 12. 31    | 1.5260  | 81,296                    | 642  |

2010 ANNUAL STATISTICS

29. くりっく株365 (取引所株価指数証拠金取引) 日経 225 証拠金取引  
Nikkei 225 Margin contracts

| 約定価格<br>Price Range |           |            |           |           |           |             |           | 年末<br>清算価格<br>Year-end<br>Settlement<br>Price | 取引数量<br>Trading<br>Volume | 年末<br>建玉数量<br>Year-end<br>Open<br>Interest |
|---------------------|-----------|------------|-----------|-----------|-----------|-------------|-----------|---|---------------------------|--|
| 始値<br>Open          | 日<br>Date | 高値<br>High | 日<br>Date | 安値<br>Low | 日<br>Date | 終値<br>Close | 日<br>Date |   |                           |  |
| 10097.00            | 11. 22    | 10401.00   | 12. 22    | 9853.00   | 11. 30    | 10170.00    | 12. 30    | 10180.00                                      | 62,000                    | 2,210                                      |

30. くりっく株365 (取引所株価指数証拠金取引) DAX®証拠金取引  
DAX® Margin contracts

| 約定価格<br>Price Range |           |            |           |           |           |             |           | 年末<br>清算価格<br>Year-end<br>Settlement<br>Price | 取引数量<br>Trading<br>Volume | 年末<br>建玉数量<br>Year-end<br>Open<br>Interest |
|---------------------|-----------|------------|-----------|-----------|-----------|-------------|-----------|---|---------------------------|--|
| 始値<br>Open          | 日<br>Date | 高値<br>High | 日<br>Date | 安値<br>Low | 日<br>Date | 終値<br>Close | 日<br>Date |   |                           |  |
| 6890.00             | 11. 22    | 7100.00    | 12. 28    | 6656.00   | 11. 30    | 6918.00     | 12. 30    | 6914.00                                       | 3,616                     | 181  |

31. くりっく株365 (取引所株価指数証拠金取引) FTSE100 証拠金取引  
FTSE 100 Margin contracts

| 約定価格<br>Price Range |           |            |           |           |           |             |           | 年末<br>清算価格<br>Year-end<br>Settlement<br>Price | 取引数量<br>Trading<br>Volume | 年末<br>建玉数量<br>Year-end<br>Open<br>Interest |
|---------------------|-----------|------------|-----------|-----------|-----------|-------------|-----------|---|---------------------------|--|
| 始値<br>Open          | 日<br>Date | 高値<br>High | 日<br>Date | 安値<br>Low | 日<br>Date | 終値<br>Close | 日<br>Date |   |                           |  |
| 5770.00             | 11. 22    | 6030.00    | 12. 29    | 5520.00   | 11. 30    | 5935.00     | 12. 31    | 5929.00                                       | 1,857                     | 181  |

32. くりっく株365 (取引所株価指数証拠金取引) FTSE 中国 25 証拠金取引  
FTSE China 25 Margin contracts

| 約定価格<br>Price Range |           |            |           |           |           |             |           | 年末<br>清算価格<br>Year-end<br>Settlement<br>Price | 取引数量<br>Trading<br>Volume | 年末<br>建玉数量<br>Year-end<br>Open<br>Interest |
|---------------------|-----------|------------|-----------|-----------|-----------|-------------|-----------|---|---------------------------|--|
| 始値<br>Open          | 日<br>Date | 高値<br>High | 日<br>Date | 安値<br>Low | 日<br>Date | 終値<br>Close | 日<br>Date |   |                           |  |
| 18985.00            | 12. 13    | 19343.00   | 12. 14    | 18496.00  | 12. 20    | 19000.00    | 12. 31    | 19075.00                                      | 218                       | 60   |

#### 日経平均株価(日経225)

- 「日経平均株価」は株式会社日本経済新聞社(以下「日本経済新聞社」という)によって独自に開発された手法によって算出された著作物であり、日本経済新聞社は「日経平均株価」自体及び「日経平均株価」を算出する手法に対して、著作権、知的財産権、その他一切の権利を有しています。「日経平均株価」を対象とする株価指数証拠金取引(以下「本件証拠金取引」という)に関するすべての事業、取引規制および実施は、専ら株式会社東京金融取引所(以下「金融取引所」という)およびその参加者の責任であり、それらについて日本経済新聞社は一切の義務ないし責任を負うものではありません。本件証拠金取引市場を運営するに当たり本件証拠金取引に必要となる「日経平均株価」採用銘柄の配当落ち分は、金融取引所の責任の下、算出及び公表しています。日本経済新聞社は「日経平均株価」の採用銘柄、算出方法、その他「日経平均株価」の内容を変える権利および公表を停止する権利を有しています。日本経済新聞社は「日経平均株価」を継続的に公表する義務を負うものではなく、公表の誤謬、遅延または中断に関して、責任を負うものではありません。
- DAX®はドイツ取引所の登録商標です。DAX®証拠金取引は、ドイツ取引所により保証、推奨、販売等いかなる形においてもサポートされているものではありません。ドイツ取引所は、DAX®証拠金取引でのインデックス利用に伴う結果及びインデックストレードマークの利用、ある時点でのインデックスの価格等いかなる点においても、明示的及び黙示的な保証及び代理権を与えていたものではありません。インデックスはドイツ取引所で計算し公表しています。しかし、適用可能な限りの制定法下において、ドイツ取引所は第三者に対しインデックスの誤謬について責任を負いません。さらに、インデックスの誤謬の可能性を指摘する義務を、投資家を含む第三者に対して一切負いません。ドイツ取引所によるインデックスの公表及びDAX®証拠金取引へのインデックスとインデックストレードマークの利用を認めたことによって、ドイツ取引所としてDAX®証拠金取引への投資を推奨し、またはこの投資の魅力について意見を表明するもしくは保証するものではありません。ドイツ取引所はインデックス及びインデックストレードマークの唯一の権利所有者として、東京金融取引所に対してDAX®証拠金取引に関連してインデックスとインデックストレードマークを利用及び参照することを認めたものです。
- “FTSE®”はロンドン証券取引所(London Stock Exchange Plc)及びフィナンシャル・タイムズ社(The Financial Times Limited)の商標であり、ライセンス契約に基づいてFTSE International Limited (FTSE)が使用しています。“FTSE100”は、FTSEの商標であり、そのあらゆる権利はFTSEに帰属します。FTSEはFTSE100証拠金取引の支援、推奨、販売促進を行いません。またその運営、取引やその結果に一切関与するものではなく、いかなる責任も負いません。FTSE100に関する全ての知的財産権、ならびに指数値・構成銘柄情報はFTSEに帰属します。東京金融取引所はFTSE100証拠金取引の組成にあたり、FTSEよりその情報を使用する権利を取得しています。
- FTSE 中国25インデックスはFTSEにより算出されています。FTSEはFTSE 中国25証拠金取引の支援、推奨、販売促進を行わず、一切の責任を負いません。この指数に関する全ての知的財産権、ならびに指数値・構成銘柄情報はFTSEに帰属します。東京金融取引所はFTSE 中国25証拠金取引の組成にあたり、FTSEよりその情報を使用する権利を取得しています。“FTSE®”はロンドン証券取引所(London Stock Exchange Plc)及びフィナンシャル・タイムズ社(The Financial Times Limited)の商標です。
- “FTSE®”はロンドン証券取引所(London Stock Exchange Plc)及びフィナンシャル・タイムズ社(The Financial Times Limited)、“TWSE”は台湾証券取引所(the Taiwan Stock Exchange Corporation)それぞれの商標であり、ライセンス契約に基づいてFTSE International Limited (FTSE)が使用しています。FTSE TWSE 台湾50インデックスはFTSEにより算出されています。FTSEはFTSE TWSE 台湾50証拠金取引の支援、推奨、販売促進を行いません。また、その運営、取引やその結果に一切関与するものではなく、いかなる責任も負いません。この指数に関する全ての知的財産権、ならびに指数値・構成銘柄情報はFTSEとTWSEに帰属します。東京金融取引所はFTSE TWSE 台湾50証拠金取引の組成にあたり、FTSEよりその情報を使用する権利を取得しています。

#### Nikkei Stock Average(Nikkei225):

The Nikkei Stock Average is a copyrighted index calculated by a method independently developed by Nikkei Inc. Nikkei Inc holds the copyright, the intellectual property rights, and all other rights associated with the Nikkei Stock Average itself and the method of calculating Nikkei Stock Average. Business of Equity Index Margin contracts, the underlying assets of which are the Nikkei Stock Average (“Nikkei 225 Margin contracts”), and the enforcement of trading regulations for such contracts shall be managed under the responsibilities of Tokyo Financial Exchange Inc. (“TFX”) and its Trading Members, and Nikkei Inc shall not assume any obligations or responsibilities thereof. In operating Nikkei 225 Margin contracts, TFX is responsible for calculating and publishing the ex-dividend prices of stocks used in the Nikkei Stock Average, which are required for Nikkei 225 Margin contracts. Nikkei Inc has the right to change component stocks in the Nikkei Stock Average, the method of calculation, and other details of the Nikkei Stock Average, and to discontinue the publication of the Nikkei Stock Average. Nikkei Inc shall not be obligated to continuously publish the Nikkei Stock Average, and shall not be liable for any errors, delay or discontinuation of publication.

#### DAX:

DAX® is a registered trademark of Deutsche Börse AG. This financial instrument is neither sponsored nor promoted, distributed or in any other manner supported by Deutsche Börse AG (the “Licensor”). The Licensor does not give any explicit or implicit warranty or representation, neither regarding the results deriving from the use of the Index and/or the Index Trademark nor regarding the Index value at a certain point in time or on a certain date nor in any other respect. The Index is calculated and published by the Licensor. Nevertheless, as far as admissible under statutory law the Licensor will not be liable vis-à-vis third parties for errors in the Index. Moreover, there is no obligation for the Licensor vis-à-vis third parties, including investors, to point out potential in the Index Neither the publication of the Index by the Licensor nor the granting of a license regarding the Index as well as the Index Trademark for the utilization in connection with the financial instrument or other securities or financial products, which derived from the Index, represents a recommendation by the Licensor for a capital investment or contains in any manner a warranty or opinion by the Licensor with respect to the attractiveness of an investment in this product. In its capacity as sole owner of all rights to the Index and the Index Trademark the Licensor has solely licensed to the issuer of the financial instrument the utilization of the Index and the Index Trademark as well as any reference to the Index and the Index Trademark in connection with the financial instrument.

#### The FTSE100 Index:

“FTSE®” is a trade mark jointly owned by the London Stock Exchange Plc and The Financial Times Limited and is used by FTSE International Limited (“FTSE”) under licence. The FTSE100 Index is calculated by FTSE. FTSE does not sponsor, endorse or promote this product and is not in any way connected to it and does not accept any liability in relation to its issue, operation and trading. All copyright and database rights in the index values and constituent list vest in FTSE. Tokyo Financial Exchange Inc. has obtained full licence from FTSE to use such copyrights and database rights in the creation of this product

#### The FTSE China 25 Index(FTSE 中国25指数):

FTSE 中国25指数 is calculated by FTSE. FTSE does not sponsor, endorse or promote this product and is not in any way connected to it and does not accept any liability in relation to its issue, operation and trading. All copyright and database rights in the index values and constituent list vests in FTSE. “FTSE®” is a trade mark jointly owned by the London Stock Exchange plc and the Financial Times Limited. Tokyo Financial Exchange Inc. has obtained full licence from FTSE to use such intellectual property rights in the creation of this product. “當時 指数” is a trade mark of FTSE International Limited. All marks are licensed for use by FTSE.

#### The FTSE TWSE Taiwan 50 Index

“FTSE®” is a trade mark of the London Stock Exchange plc and the Financial Times Limited, “TWSE” is a trade mark of the Taiwan Stock Exchange Corporation (“TWSE”) and both are used by FTSE International Limited (“FTSE”) under licence. The FTSE TWSE Taiwan 50 Index is calculated by FTSE. Neither FTSE nor TWSE sponsor, endorse or promote this product and are not in any way connected to it and do not accept any liability in relation to its issue, operation and trading. All intellectual property rights in the index values and constituent list vest in FTSE and Tokyo Financial Exchange Inc. has obtained full licence from FTSE and TWSE to use such intellectual property rights in the creation of this product. All copyright in the index values and constituent list vest in FTSE and TWSE.

---

**統計年報 平成22年 2010 ANNUAL STATISTICS**  
**発行:平成23年2月 Published in February, 2011**

---

**株式会社 東京金融取引所**

**Tokyo Financial Exchange Inc.**

**<http://www.tfx.co.jp>**

**E-mail: [info@tfx.co.jp](mailto:info@tfx.co.jp)**

---

**〒100-6915**

**東京都千代田区丸の内2-6-1 丸の内パークビルディング15階**

**15<sup>th</sup> Floor Marunouchi Park Building**

**2-6-1 Marunouchi, Chiyoda-ku, Tokyo, 100-6915 JAPAN**

**Tel : 03-4578-2400**

**Fax : 03-3212-5780**

**Telephone : +81-3-4578-2400**

**Facsimile : +81-3-3212-5780**

---